

POST MATCH SUMMARY REPORT



Fluminense FC 2 - 1 Al Hilal

Quarter-final - Match 57
04 July 2025
15:00 Kick Off
Camping World Stadium

Match Summary - Teams



Fluminense FC

2 — 1

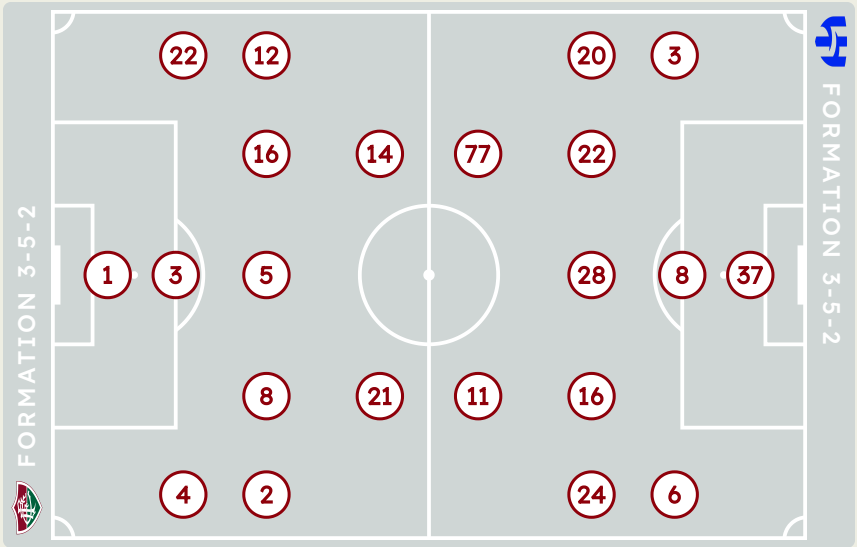
Al Hilal 

STARTING

- 1 GK FABIO
- 2 DF SAMUEL XAVIER ↓ 83'
- 3 DF THIAGO SILVA ⬜ 64'
- 4 DF IGNACIO
- 5 MF Facundo BERNAL ↓ 88'
- 8 MF MARTINELLI ⚽ 40' ⬜ 43' ↓ 45'
- 12 DF Gabriel FUENTES
- 14 FW German CANO ↓ 68'
- 16 MF NONATO ↓ 68'
- 21 FW Jhon ARIAS
- 22 DF Juan FREYTES ⬜ 36'

SUBSTITUTES

- 98 GK VITOR EUDES
- 7 FW Yeferson SOTELDO
- 9 FW EVERALDO ↑ 68'
- 10 MF GANSO
- 11 FW KENO
- 17 FW Agustin CANOBBIO
- 18 MF Ruben LEZCANO
- 19 FW Joaquin LAVEGA
- 23 DF GUGA ↑ 83'
- 26 DF MANOEL
- 29 DF THIAGO SANTOS ↑ 88'
- 35 MF HERCULES ↑ 45' ⚽ 70'
- 45 MF LIMA ↑ 68'
- 77 FW PAULO BAYA
- 90 FW Kevin SERNA



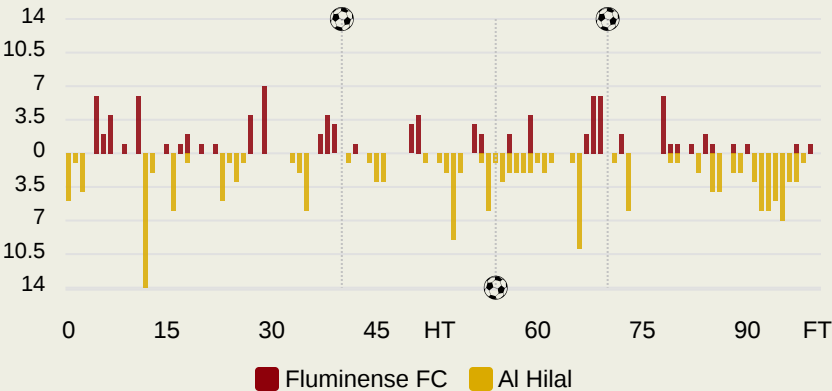
STARTING

- Yassine BOUNOU GK 37
- ⬜ 97' Kalidou KOULIBALY DF 3
- ⬜ 21' RENAN LODI MF 6
- ⬜ 90' RUBEN NEVES MF 8
- ⚽ 51' MARCOS LEONARDO FW 11
- ↓ 83' NASSER ALDAWSARI MF 16
- ↓ 90+3' JOAO CANELO DF 20
- ⬜ 10' Sergej MILINKOVIC-SAVIC MF 22
- ↓ 83' MOTEb ALHARBI DF 24
- ↓ 75' MOHAMED KANNO MF 28
- ↓ 90+3' MALCOM MF 77

SUBSTITUTES

- MOHAMMED ALYAMI GK 17
- AHMAD ABURASYIN GK 40
- KHALIFAH ALDAWSARI DF 4
- ↑ 83' ALI ALBULAYHI DF 5
- KHALID ALGHANNAM MF 7
- ↑ 75' Abderrazak HAMDALLAH FW 10
- YASSER ALSHAHRANI DF 12
- MOHAMMED ALQAHTANI MF 15
- ↑ 90+3' MUSAB ALJUWAYR MF 18
- ↑ 83' KAIO CESAR MF 27
- ABDULAZIZ HADHOOD MF 39
- ALI LAJAMI DF 78
- ↑ 90+3' HAMAD ALYAMI DF 88

Distribution in the Final Third



Match Summary - Key Statistics

 **Fluminense FC**



Al Hilal 

Possession			
Total	<div><div>38.3%</div><div>8%</div><div>53.7%</div></div>	Total	
2	Goals	1	
9 (3)	Attempts at Goal (On Target)	14 (4)	
354 (305)	Total Passes (Complete)	461 (402)	
86 %	Pass Completion %	87 %	
61	Completed Line Breaks	81	
8	Defensive Line Breaks	10	
74	Receptions in the Final Third	124	
10	Crosses	30	
18	Ball Progressions	15	
215 (43)	Defensive Pressures Applied (Direct Pressures)	165 (34)	
30	Forced Turnovers	32	
47	Second Balls	67	
99.3 km	Total Distance Covered	102.9 km	
3.4 km	Zone 4 – Low Speed Sprinting: 20-25 km/h	3.9 km	



Fluminense FC

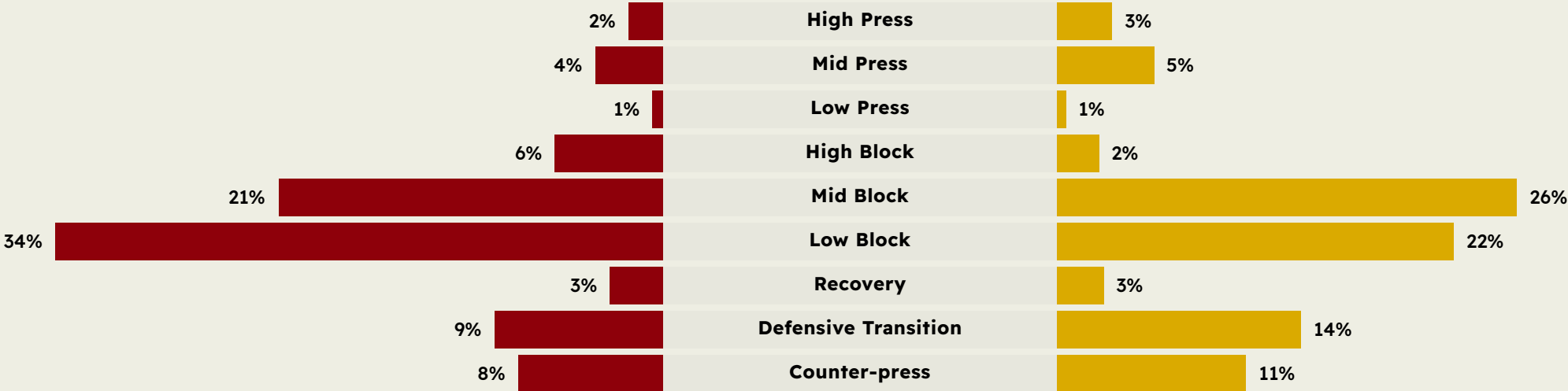
Phases of Play



IN POSSESSION



OUT OF POSSESSION



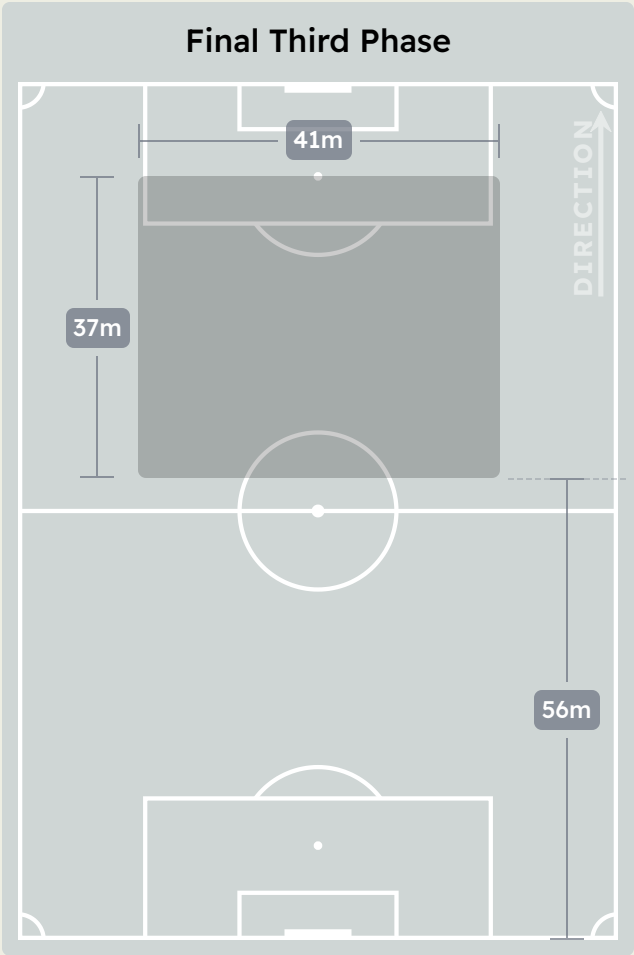
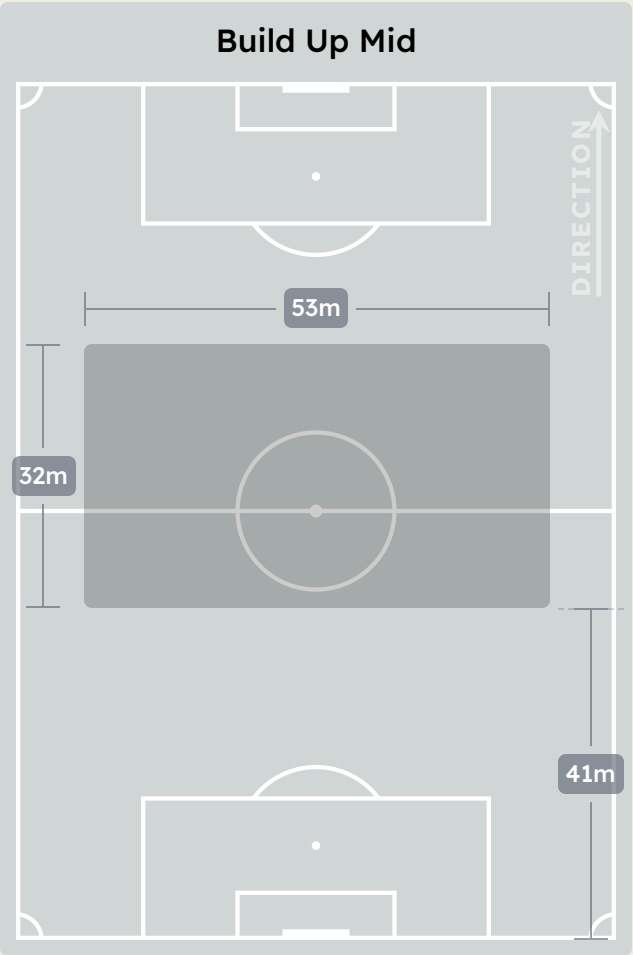
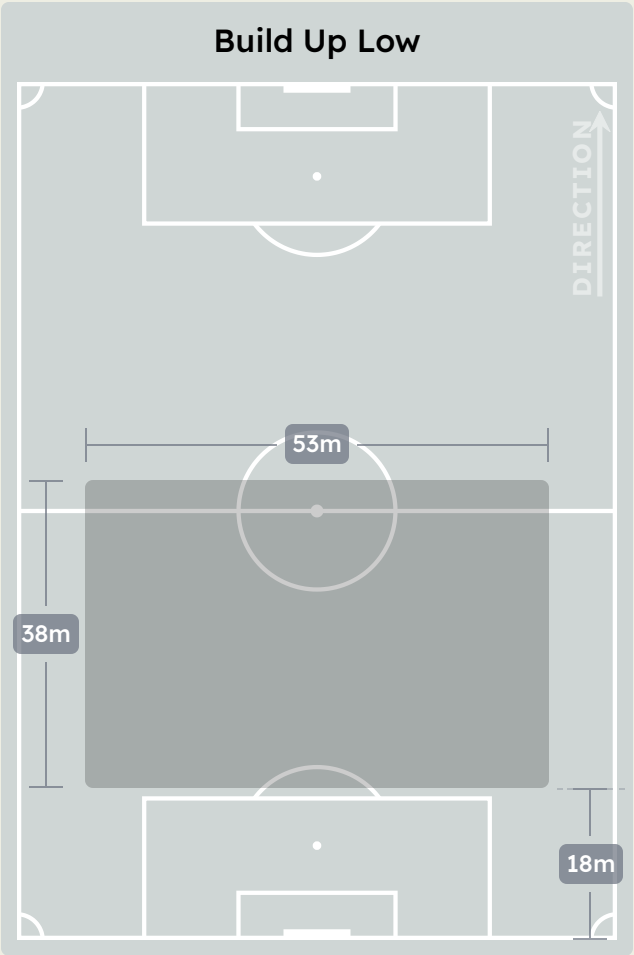


IN POSSESSION

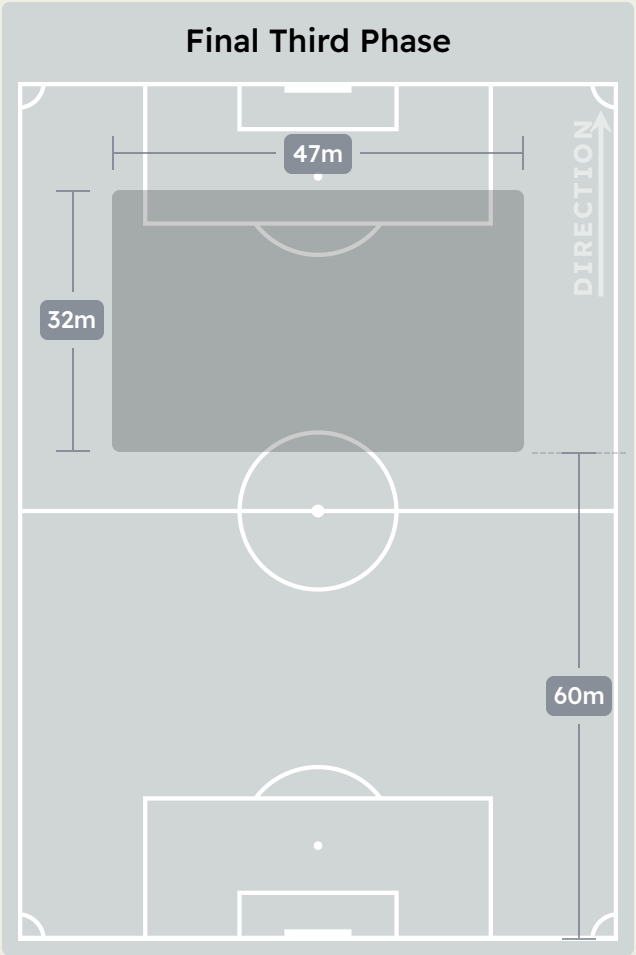
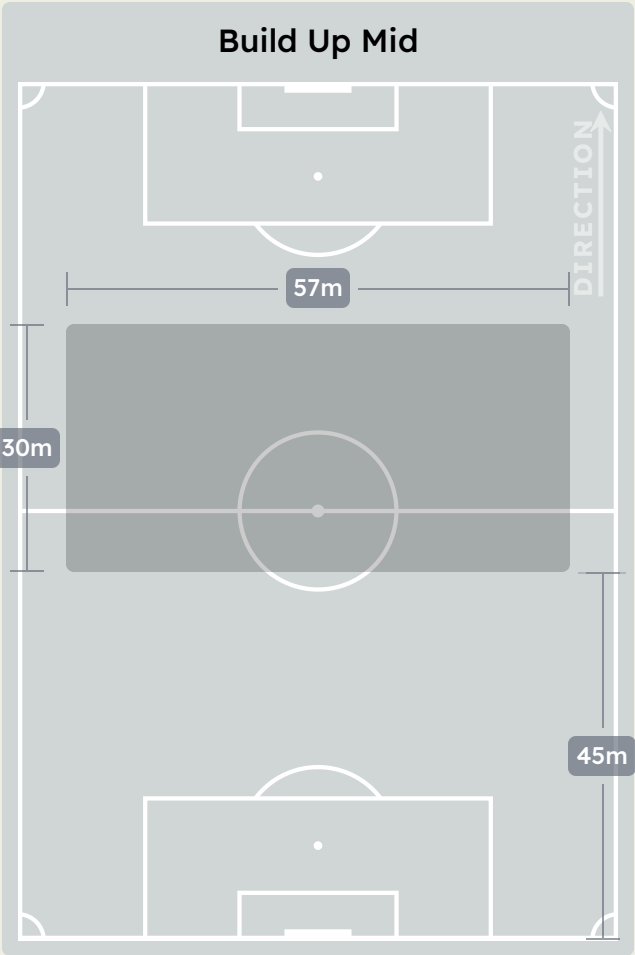
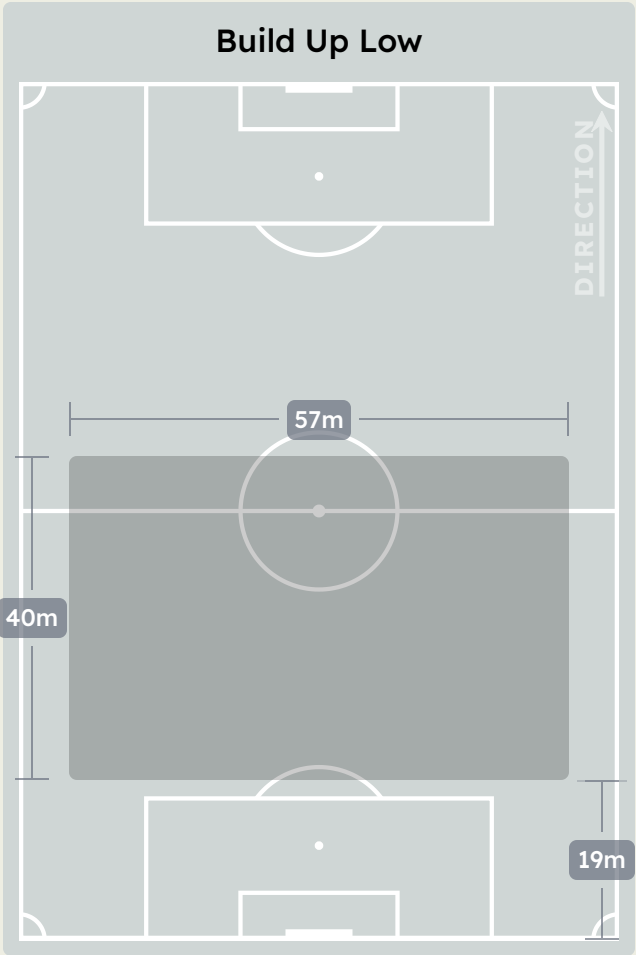


Fluminense FC v Al Hilal

In Possession Line Height & Team Length



In Possession Line Height & Team Length



Line Breaks



Fluminense FC

Attempted Line Breaks

95



15

Attempted

13

Complete



34

Attempted

27

Complete

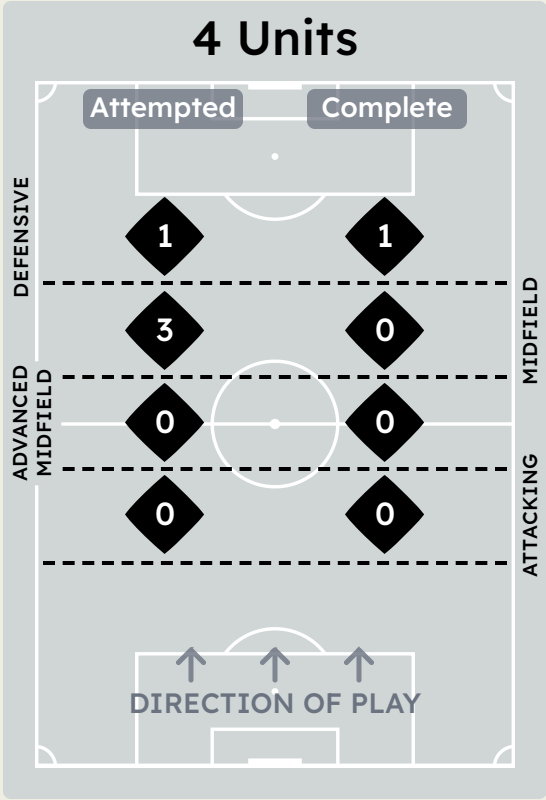


46

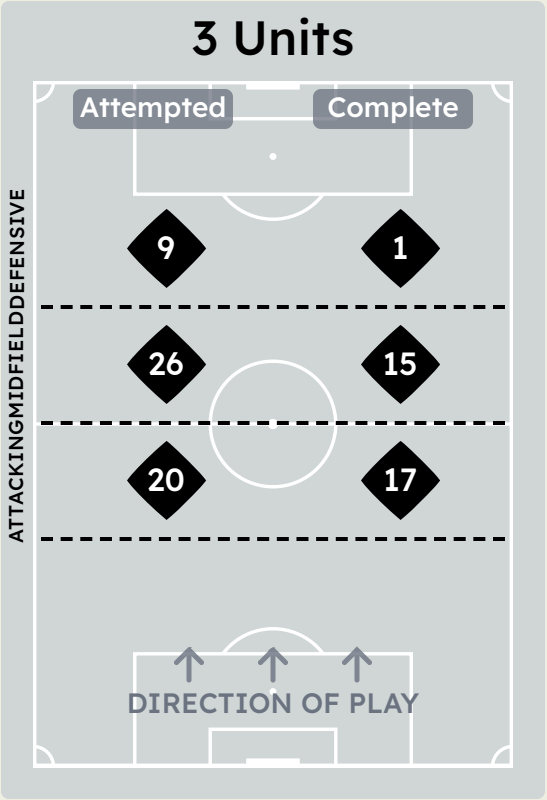
Attempted

21

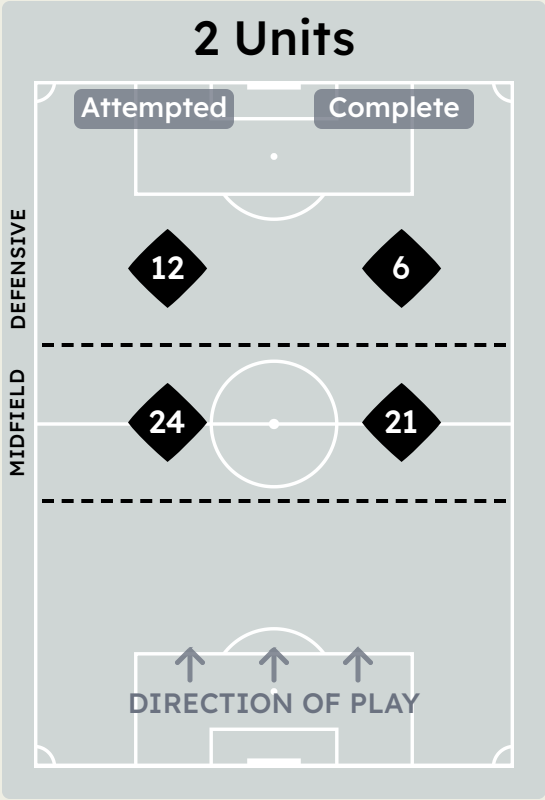
Complete



Attempted Line Breaks	4
Inside Shape	3
Outside Shape	1



Attempted Line Breaks	55
Inside Shape	36
Outside Shape	19



Attempted Line Breaks	36
Inside Shape	18
Outside Shape	18

Line Breaks



Attempted Line Breaks

116

30 Attempted

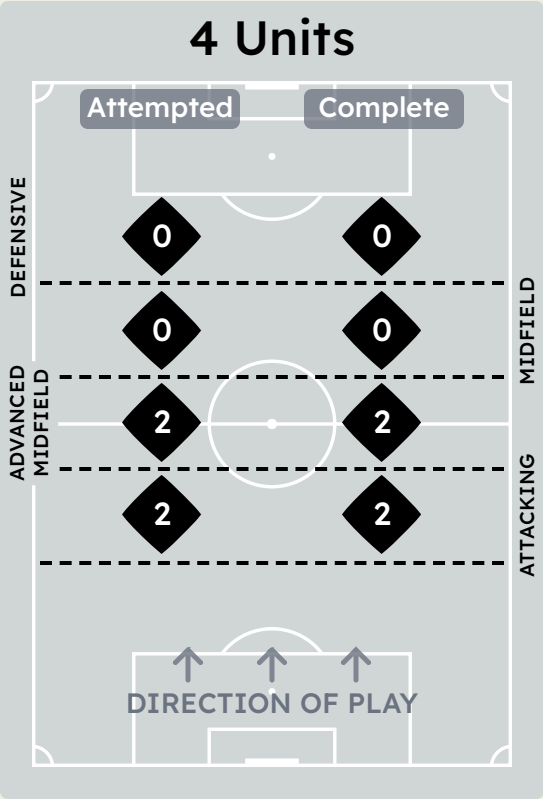
24 Complete

43 Attempted

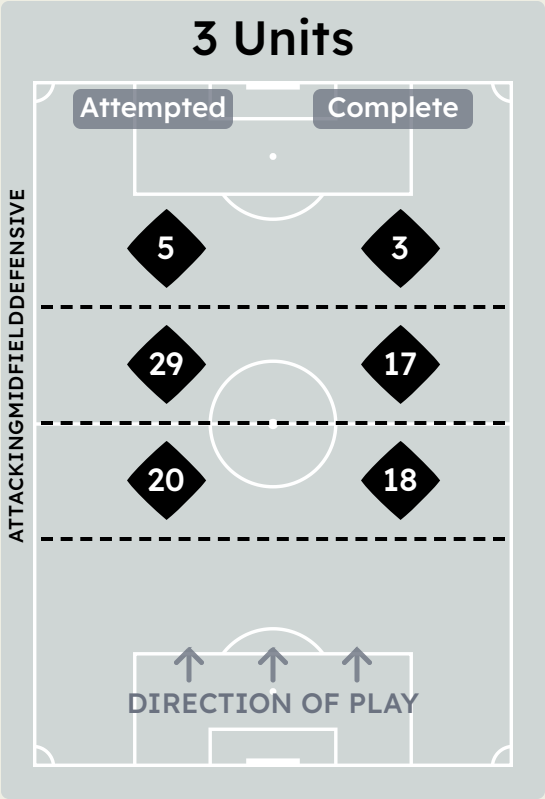
38 Complete

43 Attempted

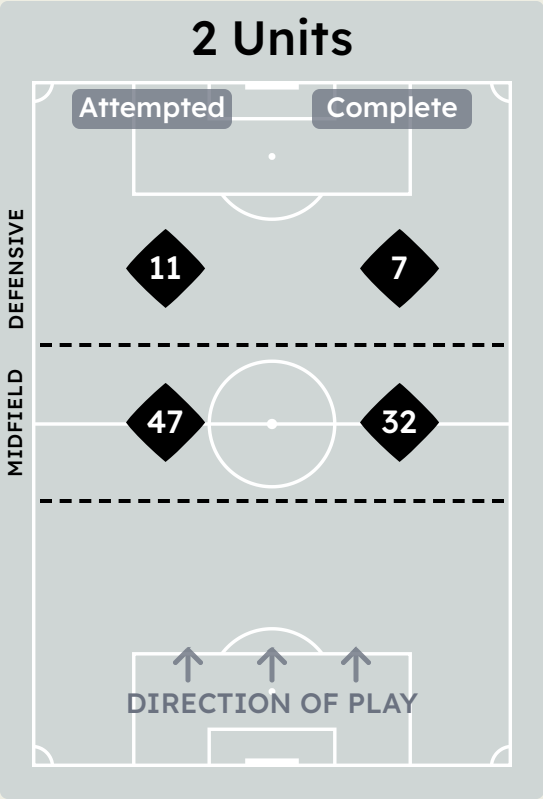
19 Complete



Attempted Line Breaks	4
Inside Shape	1
Outside Shape	3



Attempted Line Breaks	54
Inside Shape	29
Outside Shape	25



Attempted Line Breaks	58
Inside Shape	33
Outside Shape	25

Line Breaks



					4 Units				3 Units			2 Units		Direction			Distribution Type		
#	Player	Line Breaks Attempted	Line Breaks Completed	Line Break Completion %	Attacking Line	Attacking Midfield Line	Midfield Line	Defensive Line	Attacking Line	Midfield Line	Defensive Line	Midfield Line	Defensive Line	Through	Around	Over	Pass	Cross	Ball Progression
1	FABIO	10	5	50%	0	0	0	0	4	5	1	0	0	0	0	10	10	0	0
2	SAMUEL XAVIER	13	8	62%	0	0	0	0	1	4	1	6	1	2	2	9	10	1	2
3	THIAGO SILVA	5	2	40%	0	0	1	0	2	2	0	0	0	1	1	3	5	0	0
4	IGNACIO	11	8	73%	0	0	0	0	4	3	2	1	1	1	8	2	9	0	2
5	Facundo BERNAL	5	3	60%	0	0	0	0	3	1	1	0	0	1	2	2	5	0	0
8	MARTINELLI	4	4	100%	0	0	0	0	1	0	0	2	1	0	3	1	4	0	0
12	Gabriel FUENTES	8	5	62%	0	0	2	0	1	1	0	4	0	1	2	5	8	0	0
14	German CANO	1	1	100%	0	0	0	0	0	0	0	1	0	1	0	0	1	0	0
16	NONATO	5	3	60%	0	0	0	0	0	2	1	1	1	1	3	1	5	0	0
21	Jhon ARIAS	14	12	86%	0	0	0	1	0	2	1	5	5	3	8	3	8	1	5
22	Juan FREYTES	15	8	53%	0	0	0	0	4	5	0	3	3	3	4	8	12	2	1
9	EVERALDO	1	1	100%	0	0	0	0	0	1	0	0	0	0	0	1	1	0	0
23	GUGA	0	0	0%	0	0	0	0	0	0	0	0	0	0	0	0	0	0	0
29	THIAGO SANTOS	0	0	0%	0	0	0	0	0	0	0	0	0	0	0	0	0	0	0
35	HERCULES	2	1	50%	0	0	0	0	0	0	1	1	0	0	1	1	2	0	0
45	LIMA	1	0	0%	0	0	0	0	0	0	1	0	0	1	0	0	1	0	0

[illegible]

Passing Networks



#	Passes From ↓ to →	FABIO	SAMUEL XAVIER	THIAGO SILVA	IGNACIO	Facundo BERNAL	MARTINELLI	Gabriel FUENTES	German CANO	NONATO	Jhon ARIAS	Juan FREYTES	EVERALDO	GUGA	THIAGO SANTOS	HERCULES	LIMA
1	FABIO		0	5	1	0	0	0	1	0	1	2	1	0	0	0	0
2	SAMUEL XAVIER	0		1	8	1	0	0	1	1	3	0	0	0	0	2	1
3	THIAGO SILVA	0	0		20	3	3	0	0	0	1	17	0	0	0	1	0
4	IGNACIO	0	11	18		6	7	0	2	0	0	0	0	0	0	0	0
5	Facundo BERNAL	0	1	6	7		2	0	0	2	3	3	0	0	0	1	0
8	MARTINELLI	0	1	2	6	0		1	0	1	3	6	0	0	0	0	0
12	Gabriel FUENTES	0	0	2	0	2	2		1	1	4	8	1	0	0	1	0
14	German CANO	0	1	0	0	1	1	0		1	2	1	0	0	0	0	0
16	NONATO	1	2	0	0	4	1	4	0		2	1	0	0	0	1	0
21	Jhon ARIAS	0	5	1	3	1	2	5	4	2		2	0	0	0	1	1
22	Juan FREYTES	1	0	10	2	6	0	6	0	5	7		0	0	0	0	2
9	EVERALDO	0	0	0	0	1	0	2	0	0	0	0		0	0	0	1
23	GUGA	0	0	0	0	0	0	0	0	0	0	0	0		0	0	0
29	THIAGO SANTOS	0	0	0	0	0	0	0	0	0	0	0	0	0		0	0
35	HERCULES	0	1	0	2	0	0	0	0	0	0	1	0	0	0		0
45	LIMA	0	2	0	0	0	0	0	0	0	1	0	1	0	0	0	

Top 5 Player to Player Passers		
Player	Passed To	% of Total Team Passes
THIAGO SILVA	IGNACIO	7%
IGNACIO	THIAGO SILVA	6.3%
THIAGO SILVA	Juan FREYTES	5.9%
IGNACIO	SAMUEL XAVIER	3.8%
Juan FREYTES	THIAGO SILVA	3.5%

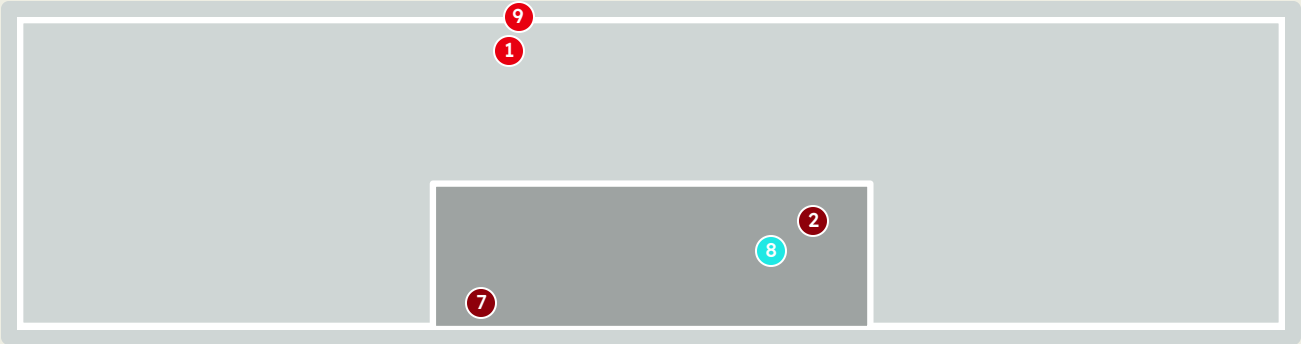
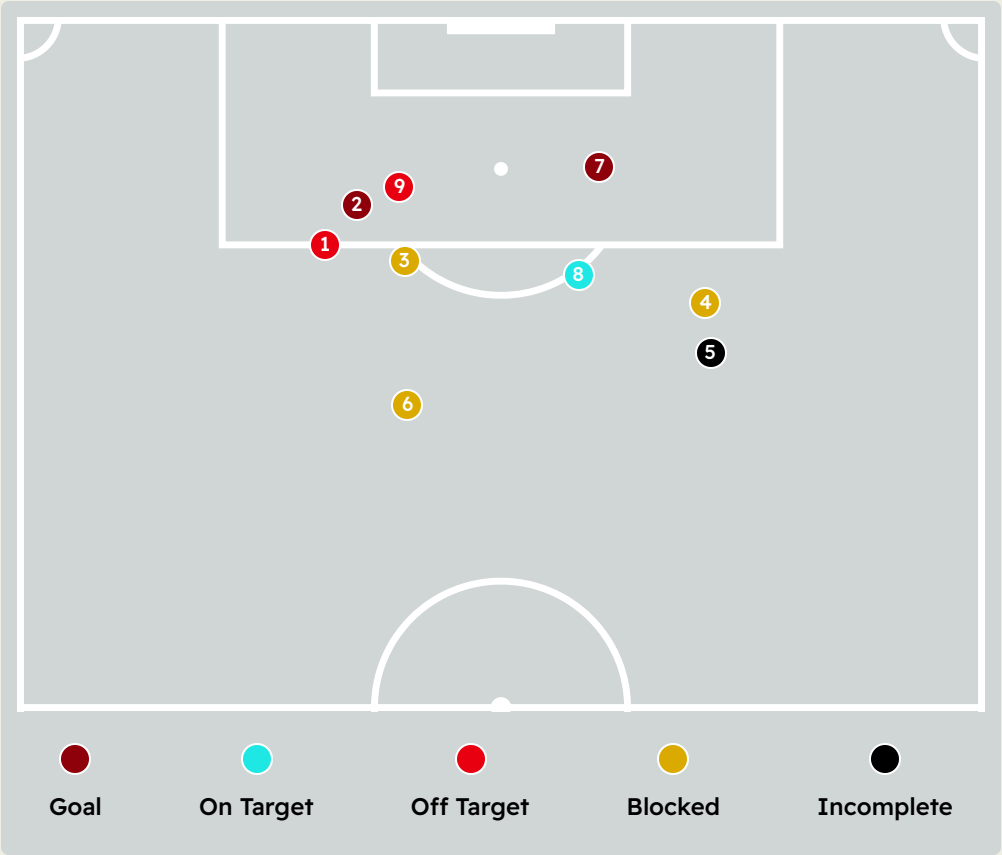
Passing Networks



#	Passes From ↓ to →	Yassine BOUNOU	Kalidou KOULIBALY	RENAN LODI	RUBEN NEVES	MARCOS LEONARDO	NASSER ALDAWSARI	JOAO CANCELO	Sergej MILINKOVIC-SAVIC	MOTEB ALHARBI	MOHAMED KANNO	MALCOM	ALI ALBULAYHI	Abderrazak HAMDALLAH	MUSAB ALJUWAYR	KAIO CESAR	HAMAD ALYAMI
37	Yassine BOUNOU		6	2	7	0	0	1	0	0	0	1	4	0	0	0	0
3	Kalidou KOULIBALY	4		2	14	2	0	14	6	2	4	6	2	0	0	1	0
6	RENAN LODI	3	2		14	2	4	0	2	5	5	3	3	0	2	0	0
8	RUBEN NEVES	3	25	16		1	2	2	4	1	10	4	3	1	0	0	1
11	MARCOS LEONARDO	0	0	2	2		0	0	3	1	4	0	0	0	0	0	0
16	NASSER ALDAWSARI	0	1	1	4	1		0	0	2	5	0	0	0	0	0	0
20	JOAO CANCELO	3	6	1	5	0	0		6	0	6	4	0	1	0	0	0
22	Sergej MILINKOVIC-SAVIC	1	3	0	2	3	1	5		1	3	8	0	0	0	0	0
24	MOTEB ALHARBI	0	0	6	2	2	4	0	1		1	0	0	0	0	0	0
28	MOHAMED KANNO	1	8	6	8	0	7	5	4	2		1	0	0	0	0	0
77	MALCOM	0	3	3	3	3	0	5	7	1	1		0	1	0	0	0
5	ALI ALBULAYHI	0	5	3	3	0	0	0	0	0	0	2		0	0	0	0
10	Abderrazak HAMDALLAH	0	1	0	1	0	0	0	0	0	0	0	0		1	0	0
18	MUSAB ALJUWAYR	0	0	1	0	0	0	0	0	0	0	0	0	0		0	0
27	KAIO CESAR	0	0	0	1	0	0	2	0	0	0	0	1	0	0		0
88	HAMAD ALYAMI	0	0	1	0	0	0	0	0	0	0	0	0	0	2	0	

Top 5 Player to Player Passers		
Player	Passed To	% of Total Team Passes
RUBEN NEVES	Kalidou KOULIBALY	6.4%
RUBEN NEVES	RENAN LODI	4.1%
Kalidou KOULIBALY	JOAO CANCELO	3.6%
Kalidou KOULIBALY	RUBEN NEVES	3.6%
RENAN LODI	RUBEN NEVES	3.6%

Attempts at Goal



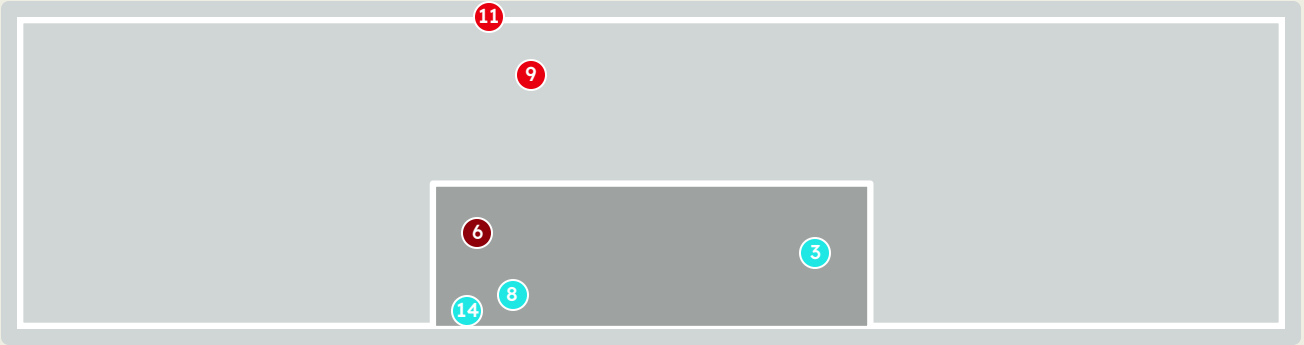
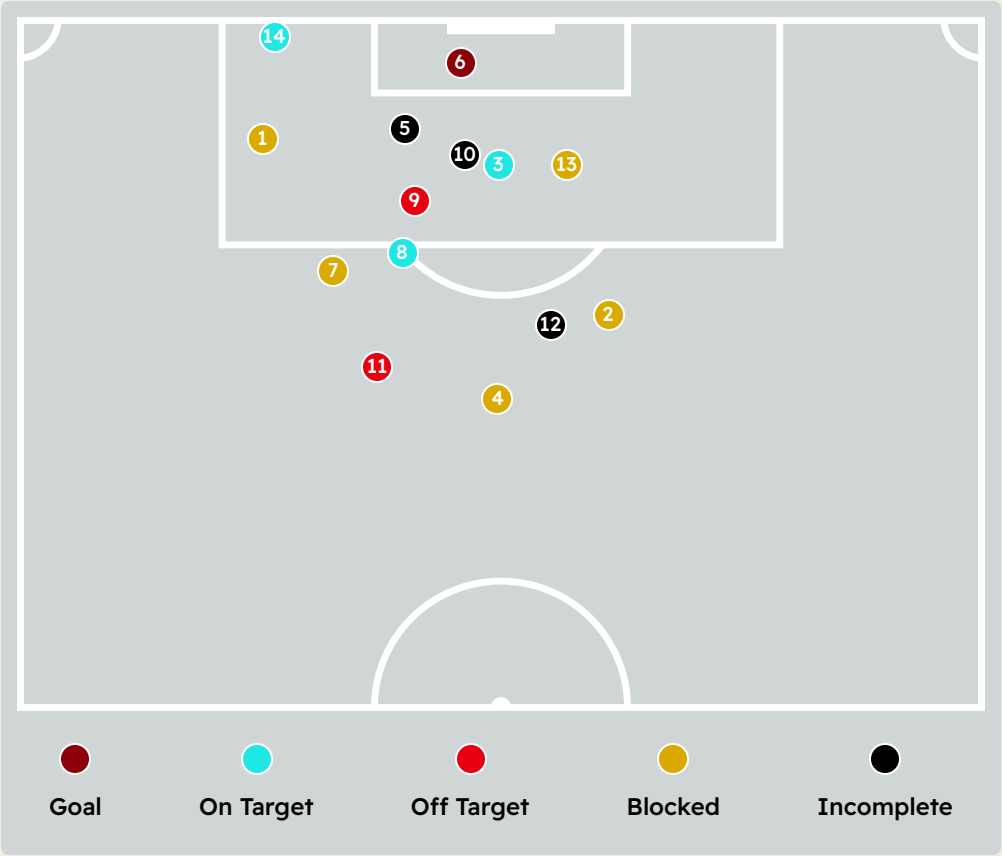
Key	Outcome	Shots
<div></div>	Goals	2
<div></div>	On Target	1
<div></div>	Off Target	2
<div></div>	Blocked	3
<div></div>	Incomplete	1

Attempts at Goal



Time	Player	Outcome	Body Part	Delivery Type
17	16 NONATO	Off Target	Left Foot	Pass
39	8 MARTINELLI	On Target - Goal	Left Foot	Pass
51	14 German CANO	Incomplete - Blocked	Right Foot	Pass
51	35HERCULES	Incomplete - Blocked	Right Foot	Pass
59	5 Facundo BERNAL	Incomplete - Referee Event	Left Foot	Pass
69	35HERCULES	Incomplete - Blocked	Right Foot	Loose Ball
69	35HERCULES	On Target - Goal	Right Foot	Pass
78	2 SAMUEL XAVIER	On Target - Saved	Right Foot	Pass
79	9 EVERALDO	Off Target	Right Foot	Corner

Attempts at Goal



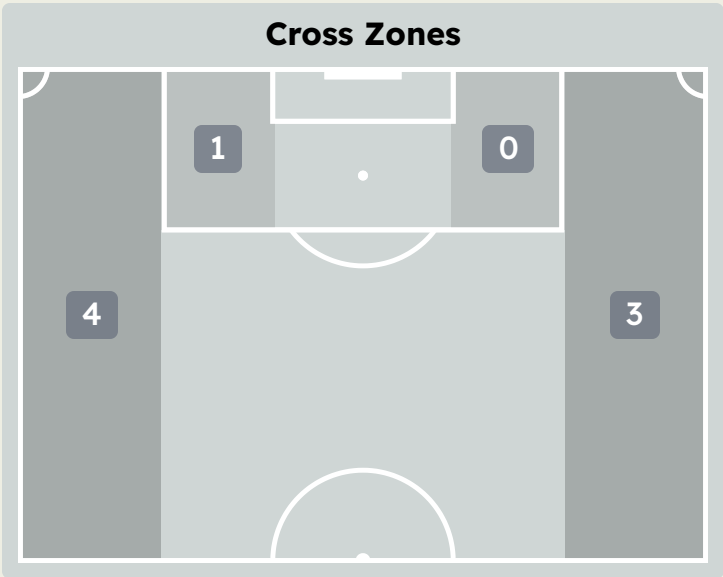
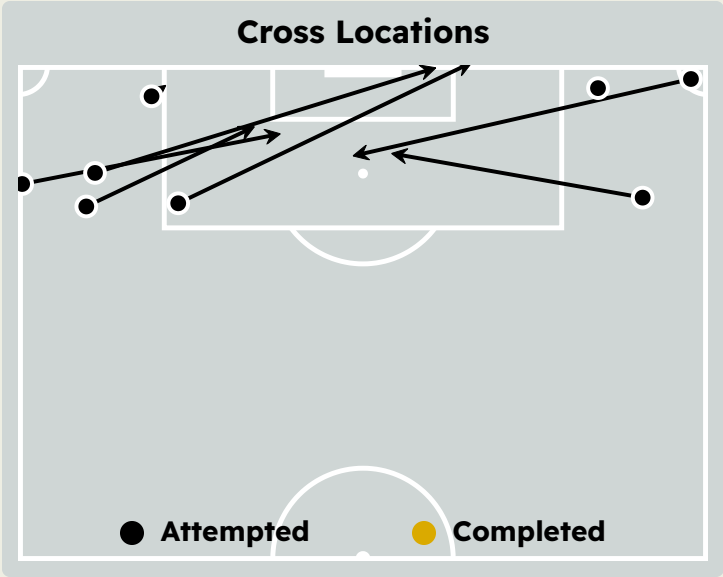
Key	Outcome	Shots
●	Goals	1
●	On Target	3
●	Off Target	2
●	Blocked	5
●	Incomplete	3

Attempts at Goal

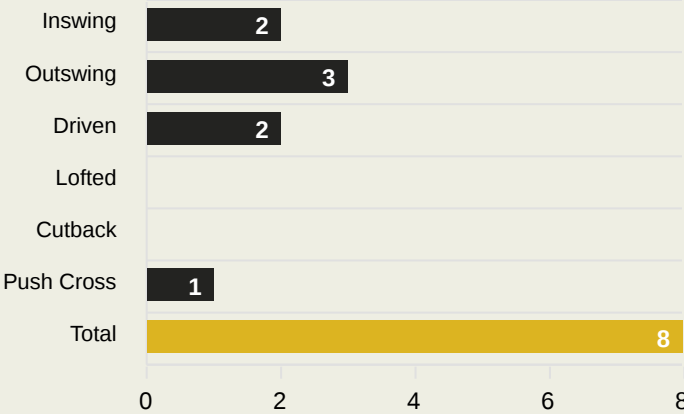


Time	Player	Outcome	Body Part	Delivery Type
25	16 NASSER ALDAWSARI	Incomplete - Blocked	Left Foot	Pass
36	77 MALCOM	Incomplete - Blocked	Left Foot	Loose Ball
45	3 Kalidou KOULIBALY	On Target	Head	Freekick
45	6 RENAN LODI	Incomplete - Blocked	Left Foot	Pass
50	3 Kalidou KOULIBALY	Incomplete - Assist	Head	Corner
50	11 MARCOS LEONARDO	On Target - Goal	Right Foot	Loose Ball
52	6 RENAN LODI	Incomplete - Blocked	Left Foot	Loose Ball
55	22 Sergej MILINKOVIC-SAVIC	On Target - Saved	Right Foot	Pass
62	24 MOTEB ALHARBI	Off Target	Left Foot	Loose Ball
66	11 MARCOS LEONARDO	Incomplete - Referee Event	Head	Cross
86	8 RUBEN NEVES	Off Target	Right Foot	Pass
93	8 RUBEN NEVES	Incomplete	Right Foot	Loose Ball
97	3 Kalidou KOULIBALY	Incomplete - Blocked	Right Foot	Loose Ball
98	18 MUSAB ALJUWAYR	On Target - Saved	Right Foot	Pass

Crosses (Open Play)



Delivery Type



Attempted

8

Completed

0

Most Crosses Attempted

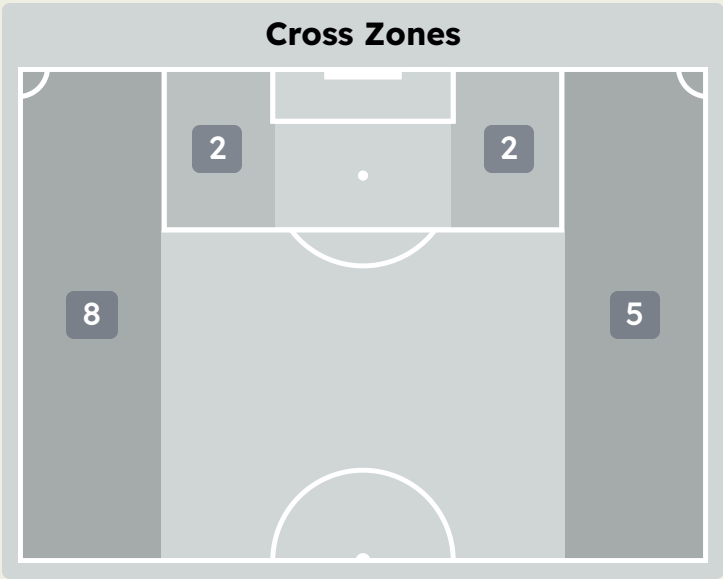
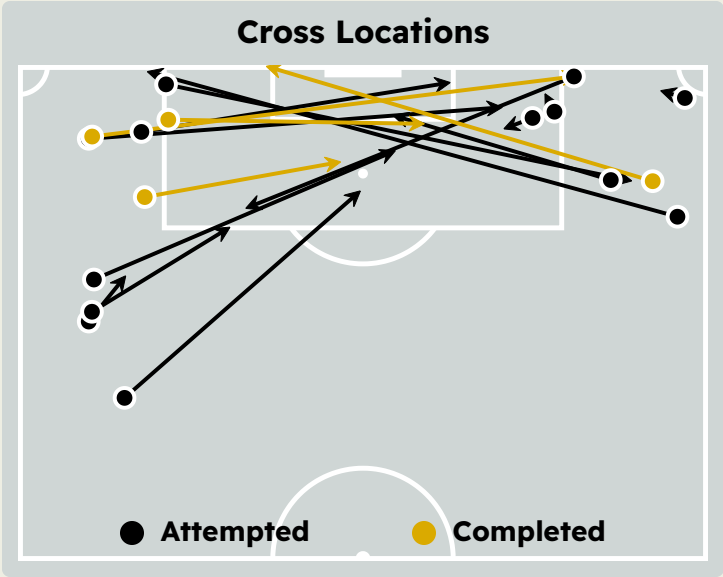
3

Jhon ARIAS
CENTRE FORWARD RIGHT

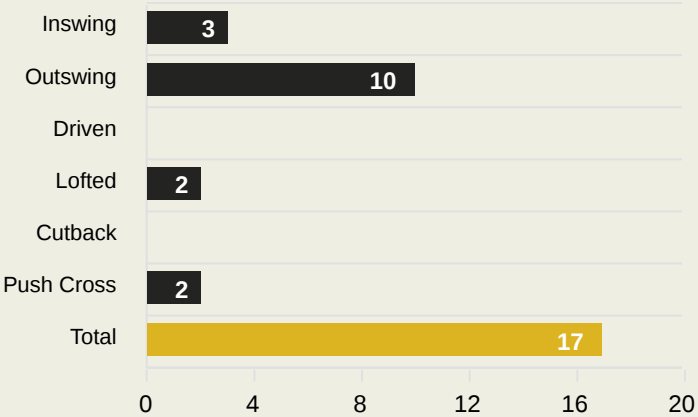


#	Player	Inswing	Outswing	Driven	Lofted	Cutback	Push Cross	Total Attempted
1	FABIO	0	0	0	0	0	0	0
2	SAMUEL XAVIER	1	0	0	0	0	0	1
3	THIAGO SILVA	0	0	0	0	0	0	0
4	IGNACIO	0	0	0	0	0	0	0
5	Facundo BERNAL	0	0	0	0	0	0	0
8	MARTINELLI	0	0	0	0	0	0	0
12	Gabriel FUENTES	0	0	1	0	0	0	1
14	German CANO	0	0	0	0	0	0	0
16	NONATO	0	0	0	0	0	0	0
21	Jhon ARIAS	1	1	0	0	0	1	3
22	Juan FREYTES	0	2	1	0	0	0	3
9	EVERALDO	0	0	0	0	0	0	0
23	GUGA	0	0	0	0	0	0	0
29	THIAGO SANTOS	0	0	0	0	0	0	0
35	HERCULES	0	0	0	0	0	0	0
45	LIMA	0	0	0	0	0	0	0

Crosses (Open Play)



Delivery Type



Attempted

17

Completed

4

Most Crosses Attempted

6

RUBEN NEVES
CENTRE BACK

#	Player	Inswing	Outswing	Driven	Lofted	Cutback	Push Cross	Total Attempted
37	Yassine BOUNOU	0	0	0	0	0	0	0
3	Kalidou KOULIBALY	0	0	0	0	0	0	0
6	RENAN LODI	0	2	0	1	0	0	3
8	RUBEN NEVES	1	5	0	0	0	0	6
11	MARCOS LEONARDO	0	0	0	0	0	0	0
16	NASSER ALDAWSARI	0	2	0	0	0	0	2
20	JOAO CANCELO	0	0	0	0	0	0	0
22	Sergej MILINKOVIC-SAVIC	0	0	0	1	0	0	1
24	MOTEB ALHARBI	0	0	0	0	0	0	0
28	MOHAMED KANNO	0	0	0	0	0	0	0
77	MALCOM	0	0	0	0	0	1	1
5	ALI ALBULAYHI	0	0	0	0	0	0	0
10	Abderrazak HAMDALLAH	0	0	0	0	0	0	0
18	MUSAB ALJUWAYR	2	1	0	0	0	0	3
27	KAIO CESAR	0	0	0	0	0	1	1
88	HAMAD ALYAMI	0	0	0	0	0	0	0

Offering to Receive

276

Total Offers Made

121

Total Offers Received

Most Offers

49

Juan FREYTES

LEFT BACK

72

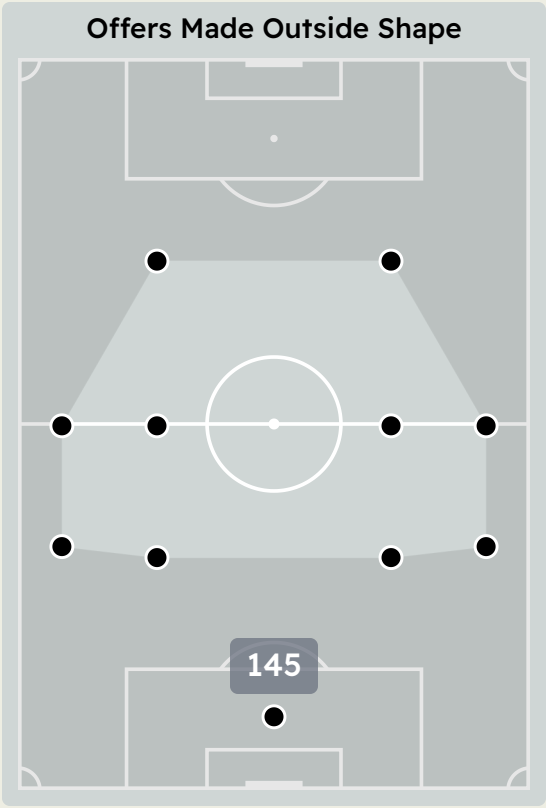
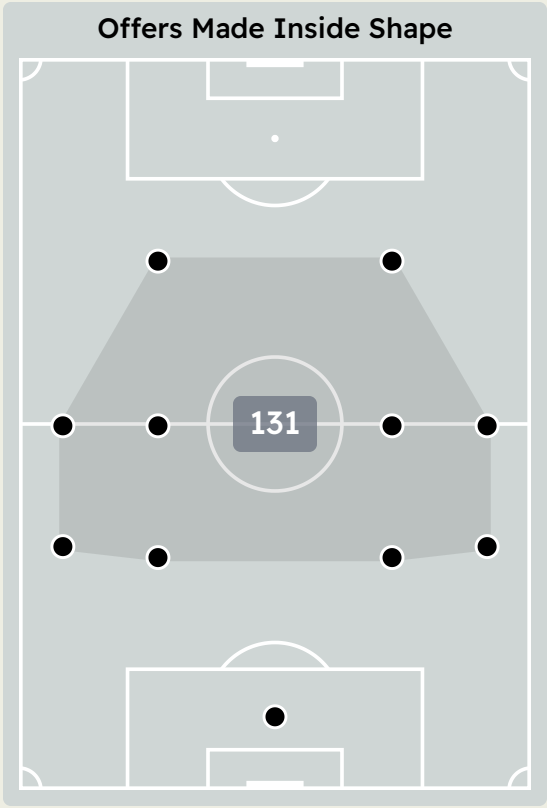
Offers Made in Final Third

178

Offers Made in Middle Third

26

Offers Made in Defensive Third



Fluminense FC

#	Player	Offers Made	Offers Received	% Made & Received
1	FABIO	1	0	0%
2	SAMUEL XAVIER	23	8	34.8%
3	THIAGO SILVA	5	1	20%
4	IGNACIO	25	19	76%
5	Facundo BERNAL	44	21	47.7%
8	MARTINELLI	28	8	28.6%
12	Gabriel FUENTES	30	6	20%
14	German CANO	7	2	28.6%
16	NONATO	23	10	43.5%
21	Jhon ARIAS	26	13	50%
22	Juan FREYTES	49	28	57.1%
9	EVERALDO	3	1	33.3%
23	GUGA	1	0	0%
29	THIAGO SANTOS	0	0	0%
35	HERCULES	8	3	37.5%
45	LIMA	3	1	33.3%

Offering to Receive



297

Total Offers Made

90

Total Offers Received

Most Offers

55

MALCOM

CENTRE FORWARD RIGHT

167

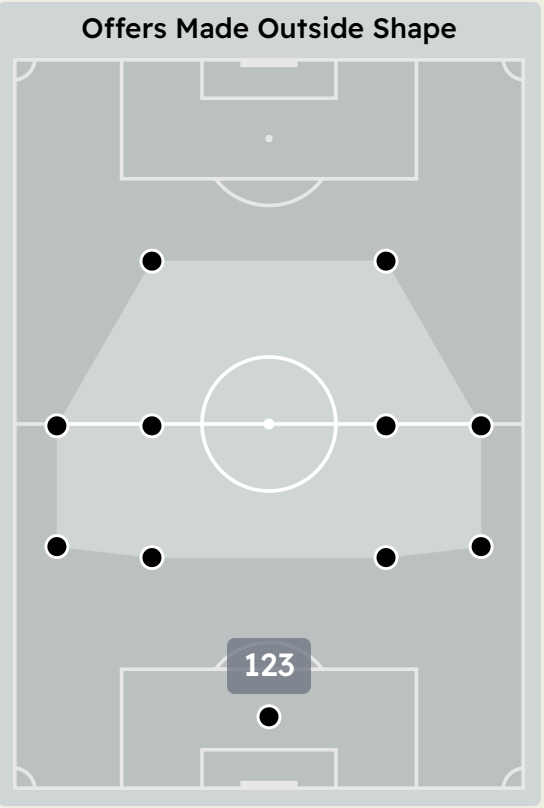
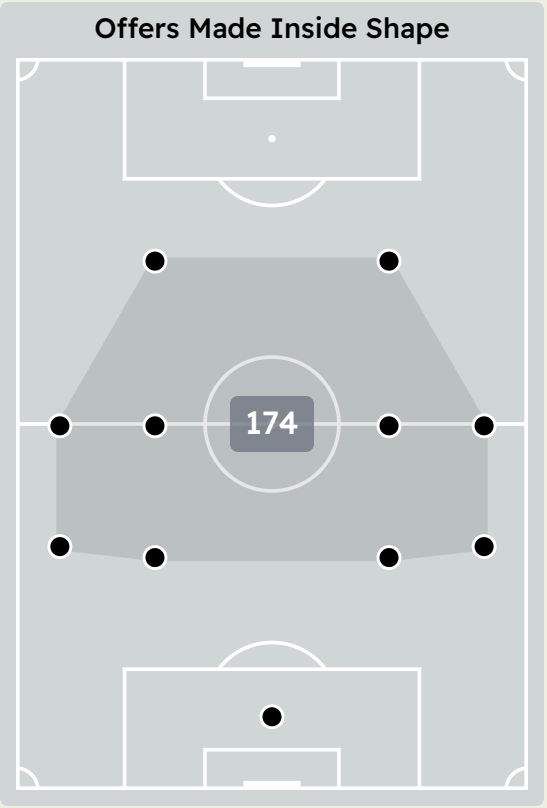
Offers Made in Final Third

110

Offers Made in Middle Third

20

Offers Made in Defensive Third



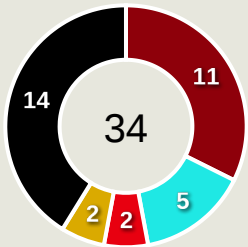
#	Player	Offers Made	Offers Received	% Made & Received
37	Yassine BOUNOU	3	2	66.7%
3	Kalidou KOULIBALY	4	4	100%
6	RENAN LODI	9	8	88.9%
8	RUBEN NEVES	11	3	27.3%
11	MARCOS LEONARDO	46	10	21.7%
16	NASSER ALDAWSARI	35	6	17.1%
20	JOAO CANCELO	34	15	44.1%
22	Sergej MILINKOVIC-SAVIC	45	13	28.9%
24	MOTEB ALHARBI	13	1	7.7%
28	MOHAMED KANNO	19	4	21.1%
77	MALCOM	55	18	32.7%
5	ALI ALBULAYHI	1	0	0%
10	Abderrazak HAMDALLAH	7	1	14.3%
18	MUSAB ALJUWAYR	5	4	80%
27	KAIO CESAR	10	1	10%
88	HAMAD ALYAMI	0	0	0%

Movement to Receive

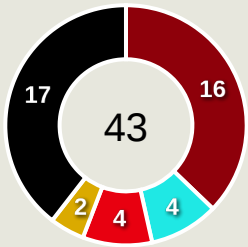


Movement Types by Phase

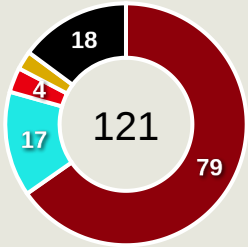
Final Third Phase



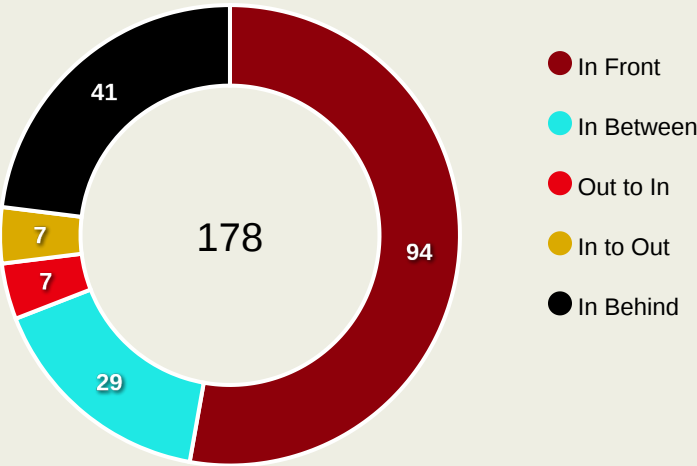
Progression Phase



Build Up Phase



All Movement Types

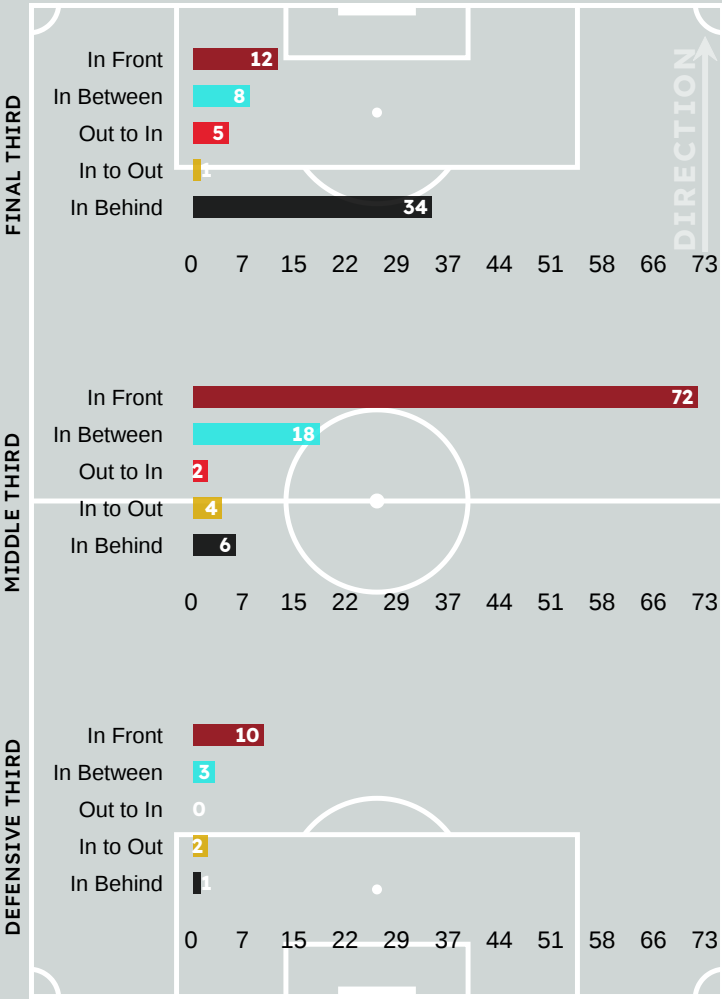


- In Front
- In Between
- Out to In
- In to Out
- In Behind

Top Ranked Players

Type	Player	Movements
In Front	5 Facundo BERNAL	25
In Between	21 Jhon ARIAS	8
Out to In	12 Gabriel FUENTES	3
In to Out	21 Jhon ARIAS	3
In Behind	12 Gabriel FUENTES	17

Movement Types Pitch Third

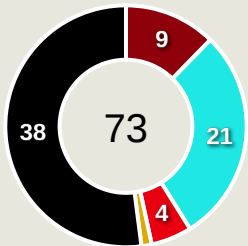


Movement to Receive

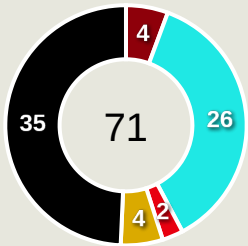


Movement Types by Phase

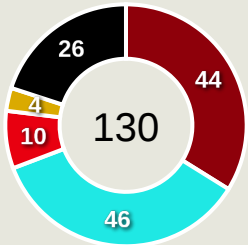
Final Third Phase



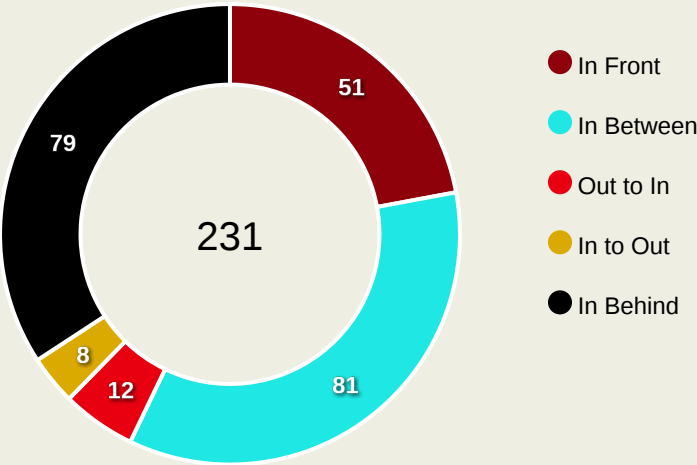
Progression Phase



Build Up Phase



All Movement Types

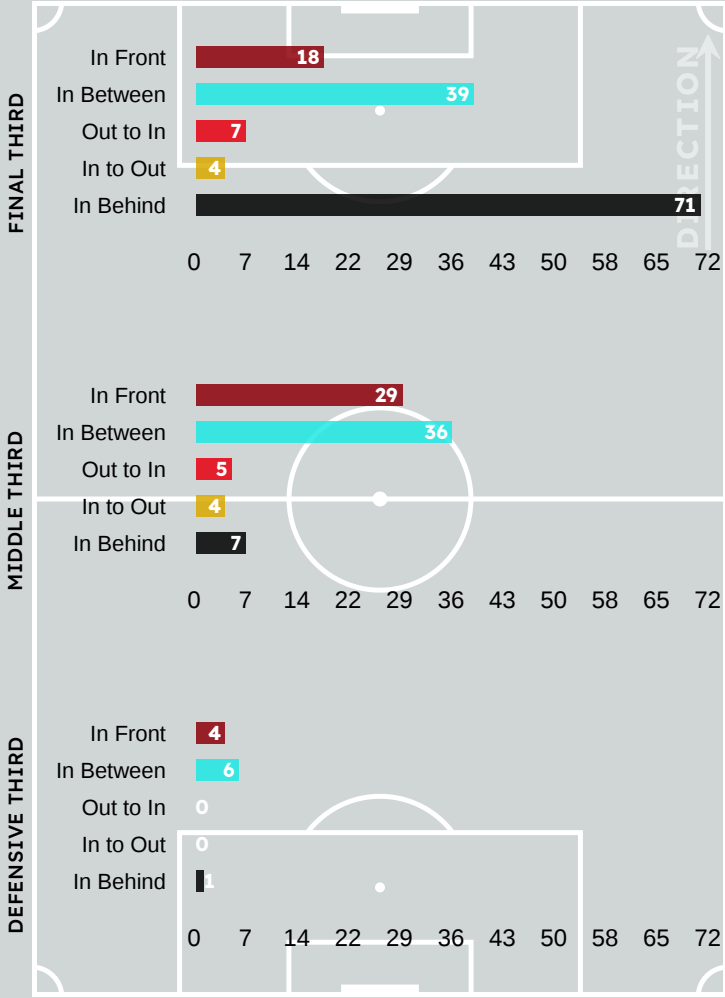


- In Front
- In Between
- Out to In
- In to Out
- In Behind

Top Ranked Players

Type	Player	Movements
In Front	20 JOAO CANELO	10
In Between	11 MARCOS LEONARDO	23
Out to In	77 MALCOM	4
In to Out	16 NASSER ALDAWSARI	5
In Behind	11 MARCOS LEONARDO	20

Movement Types Pitch Third





OUT OF POSSESSION



Fluminense FC v Al Hilal

Defensive Actions

30

Forced Turnovers

31

Possession Regained

3

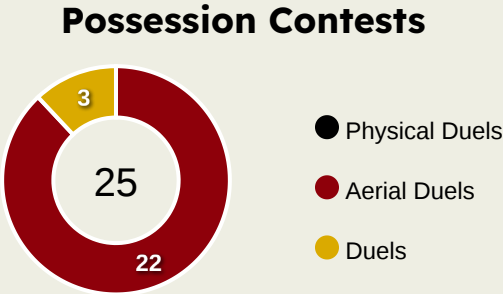
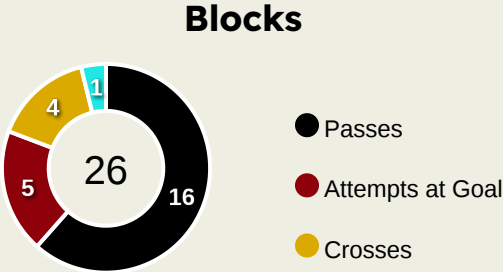
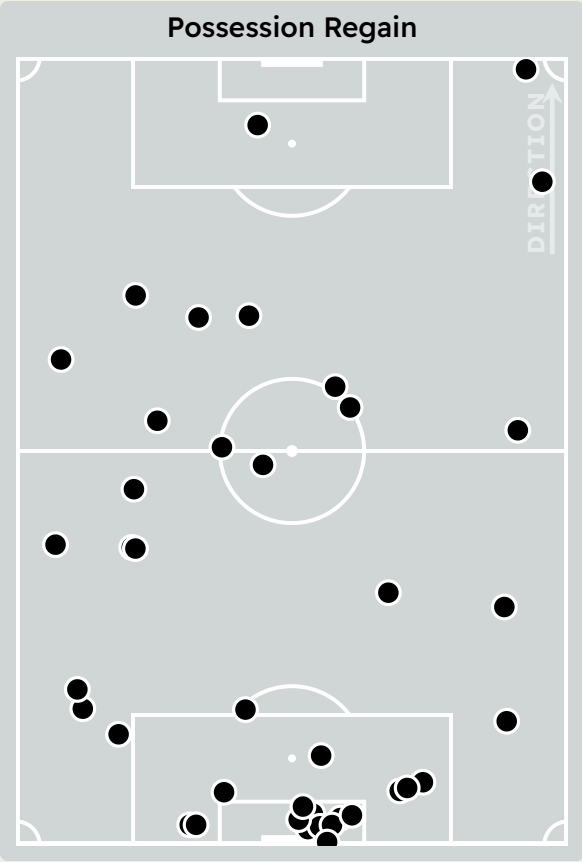
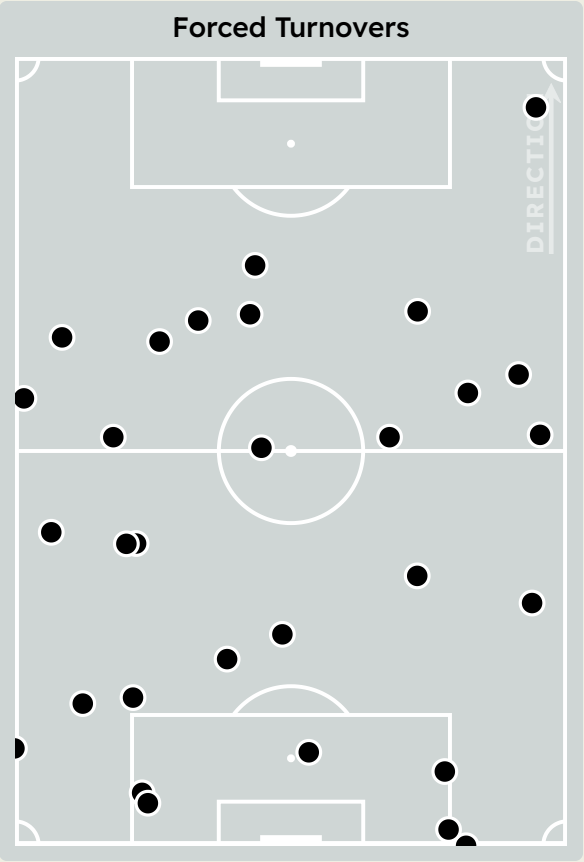
Interceptions

29

Tackles

3.15

Possession Actions / Defensive Action



Most Possession Regains

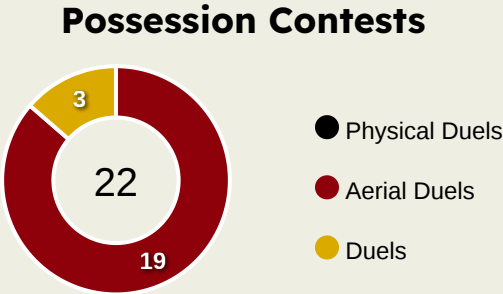
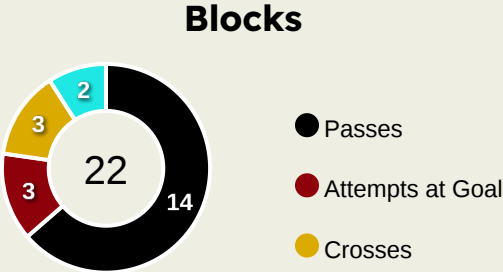
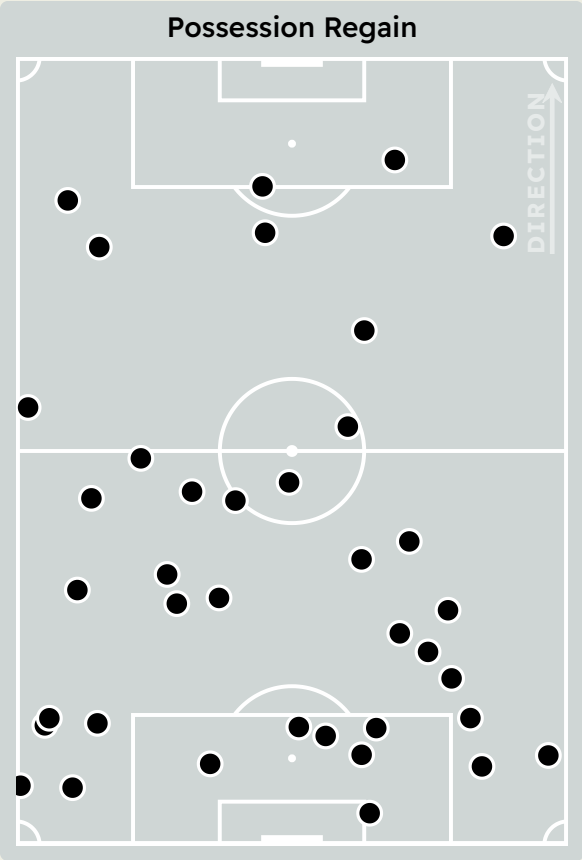
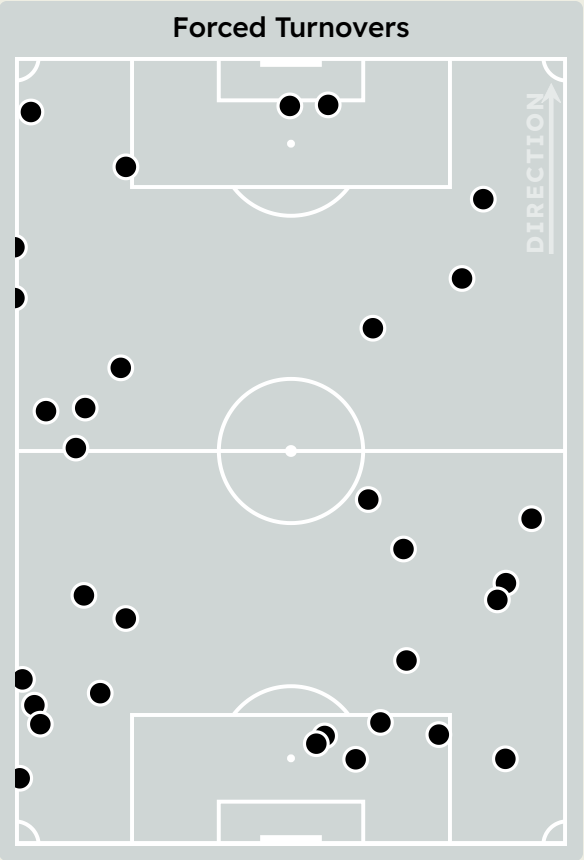
6

IGNACIO
RIGHT BACK

Fluminense FC

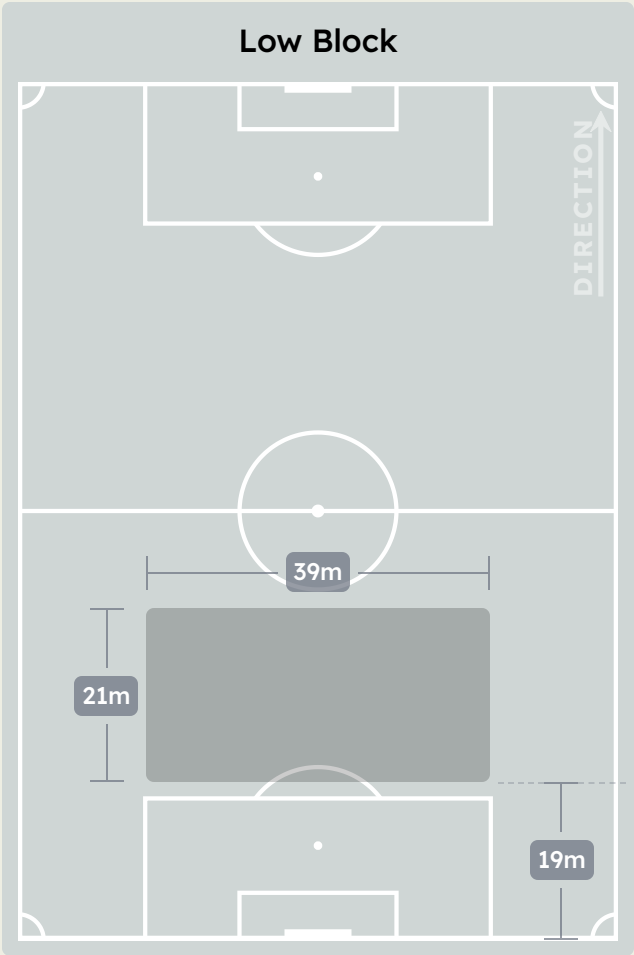
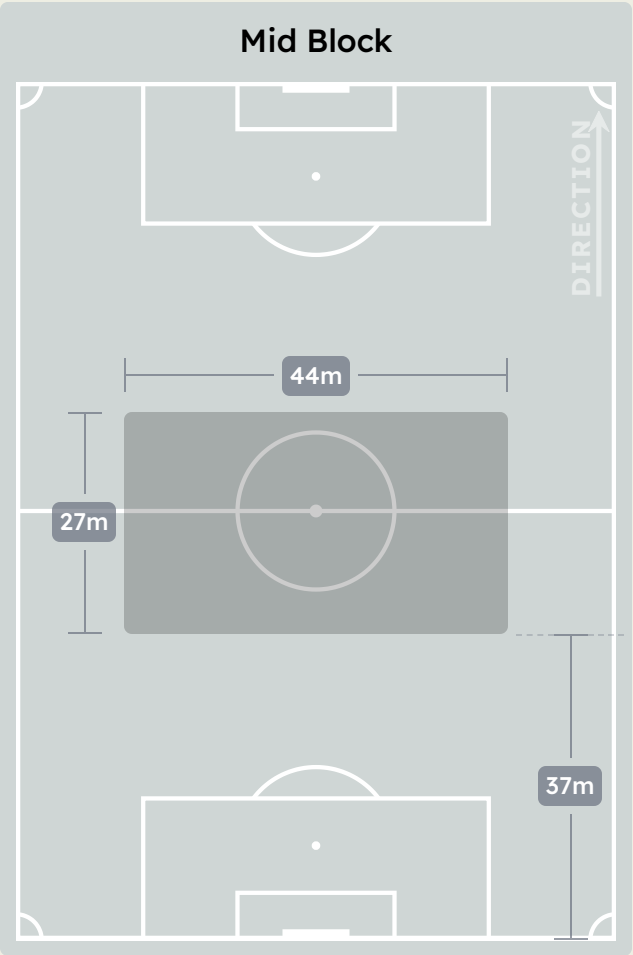
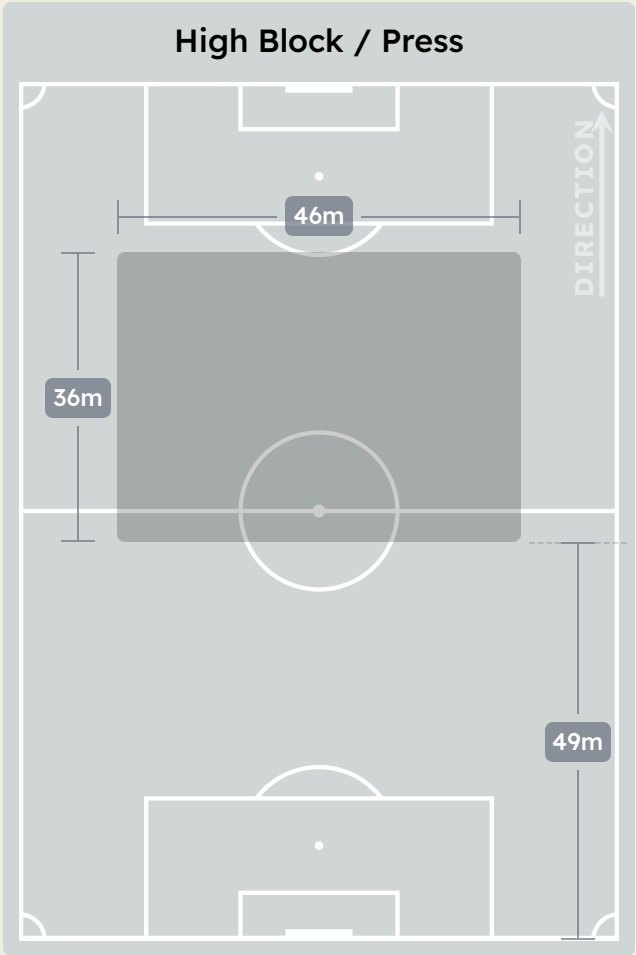
#	Player	Total Possession Regains
1	FABIO	5
2	SAMUEL XAVIER	1
3	THIAGO SILVA	1
4	IGNACIO	6
5	Facundo BERNAL	3
8	MARTINELLI	3
12	Gabriel FUENTES	4
14	German CANO	1
16	NONATO	1
21	Jhon ARIAS	1
22	Juan FREYTES	1
9	EVERALDO	1
23	GUGA	0
29	THIAGO SANTOS	0
35	HERCULES	3
45	LIMA	0

Defensive Actions

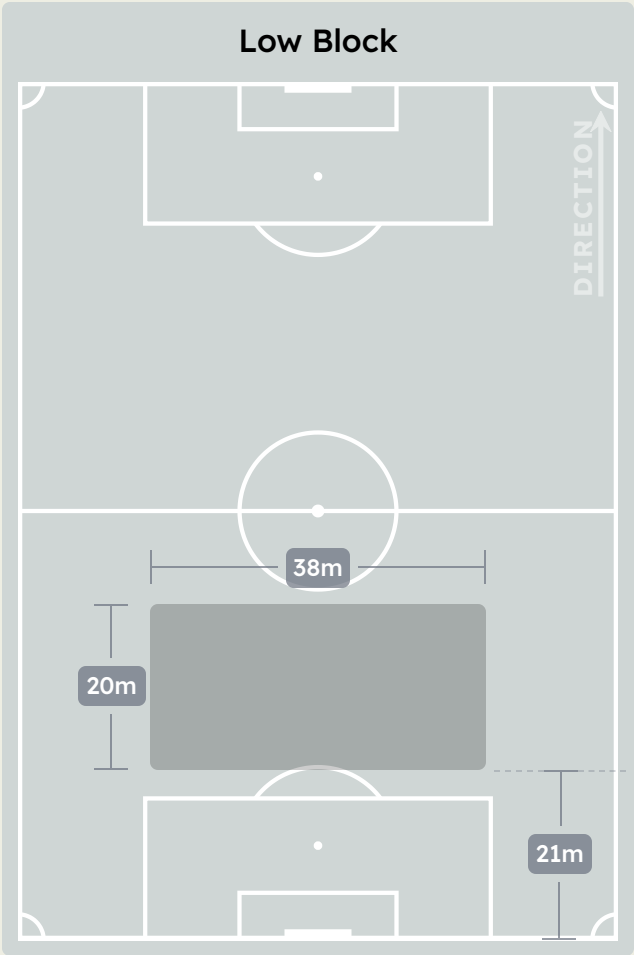
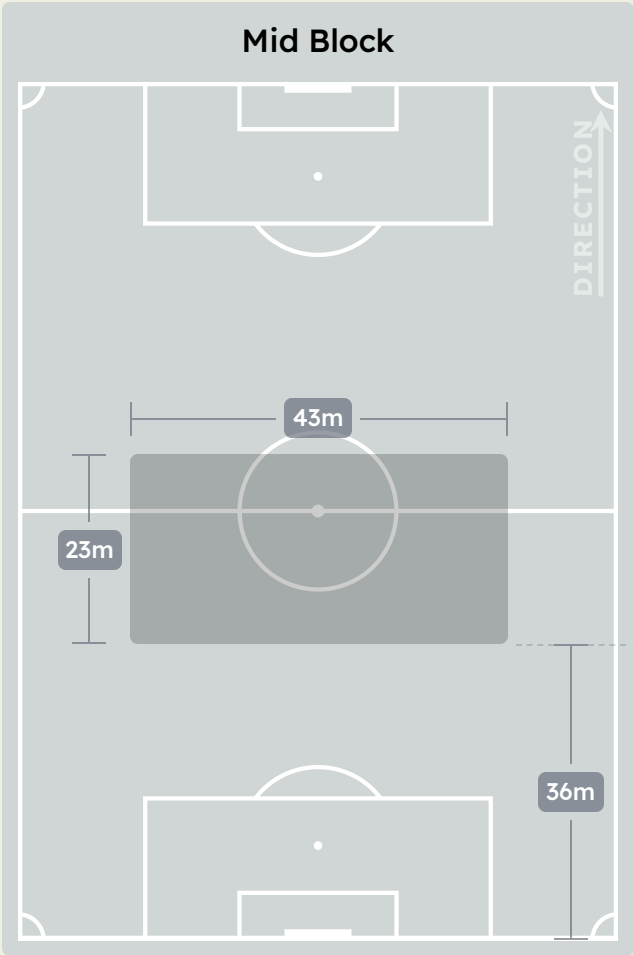
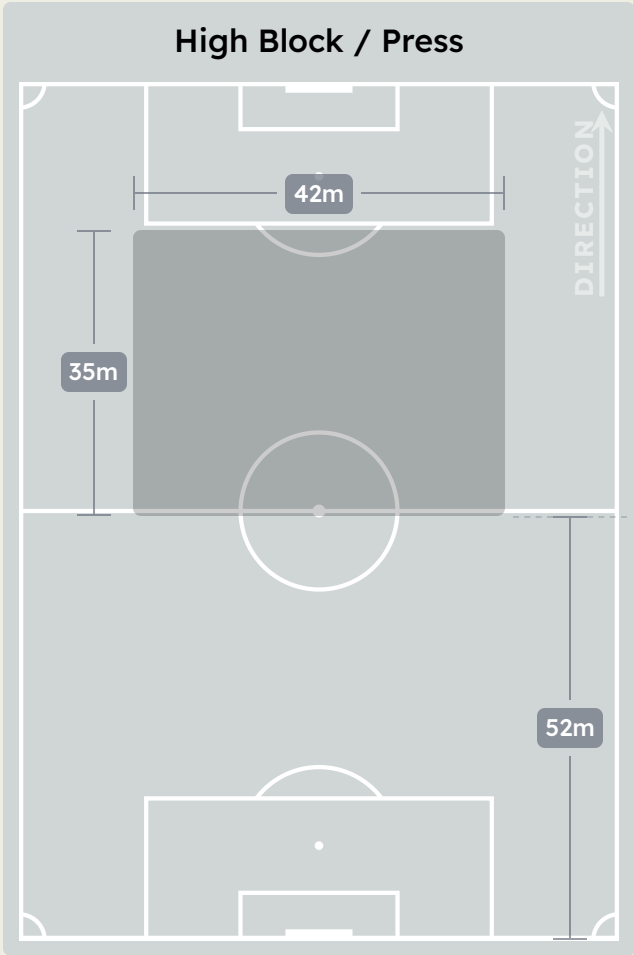


#	Player	Total Possession Regains
37	Yassine BOUNOU	4
3	Kalidou KOULIBALY	9
6	RENAN LODI	3
8	RUBEN NEVES	3
11	MARCOS LEONARDO	0
16	NASSER ALDAWSARI	3
20	JOAO CANCELO	4
22	Sergej MILINKOVIC-SAVIC	3
24	MOTEB ALHARBI	5
28	MOHAMED KANNO	3
77	MALCOM	1
5	ALI ALBULAYHI	0
10	Abderrazak HAMDALLAH	0
18	MUSAB ALJUWAYR	1
27	KAIO CESAR	0
88	HAMAD ALYAMI	1

Defensive Line Height & Team Length



Defensive Line Height & Team Length



Defensive Pressure



215	Total Pressures	165
43	Direct Pressures	34
1.5s	Avg Pressure Duration	1.59s
30	Forced Turnovers	32
16.47s	Ball Recovery Time	13.28s
81	Pushing on into Pressing	69
173	Pushing on	125
35	Pressing Direction Inside	27
133	Pressing Direction Outside	94

Most Direct Pressures

6

IGNACIO
RIGHT BACK

Most Direct Pressures

10

NASSER ALDAWSARI
LEFT CENTRE MIDFIELD





GOALKEEPING



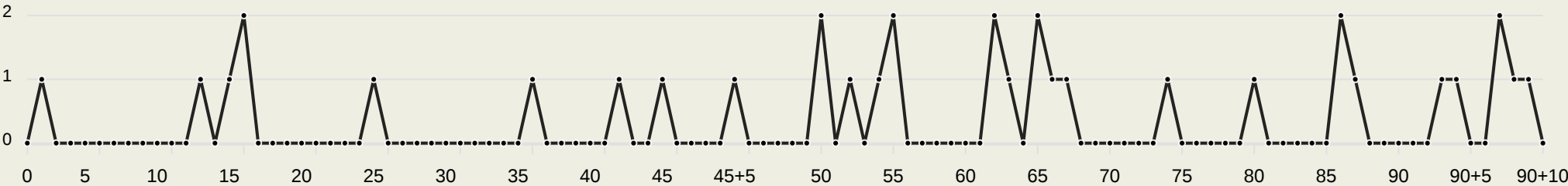
Fluminense FC v Al Hilal

Goalkeeping Involvement



Fluminense FC

Fluminense FC GK Involvement Timeline



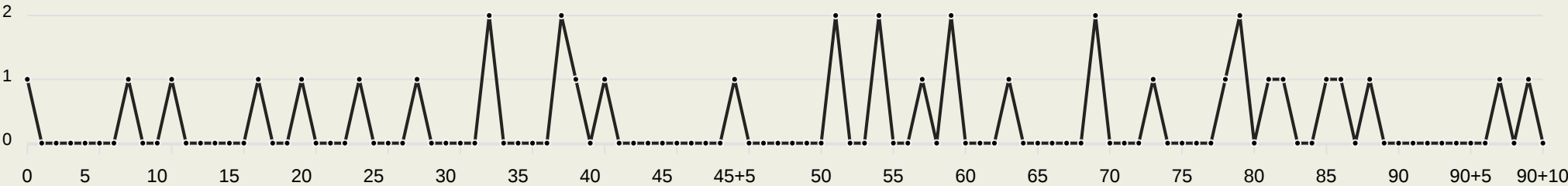
35

Total Involvements



Al Hilal

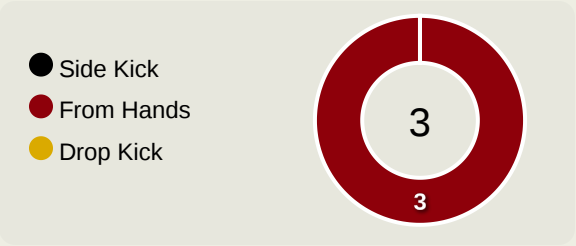
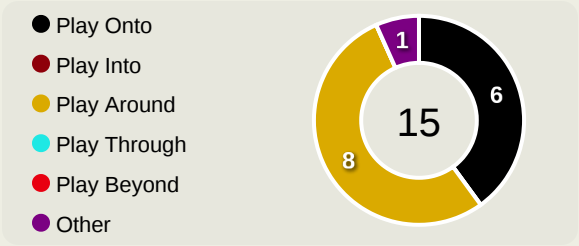
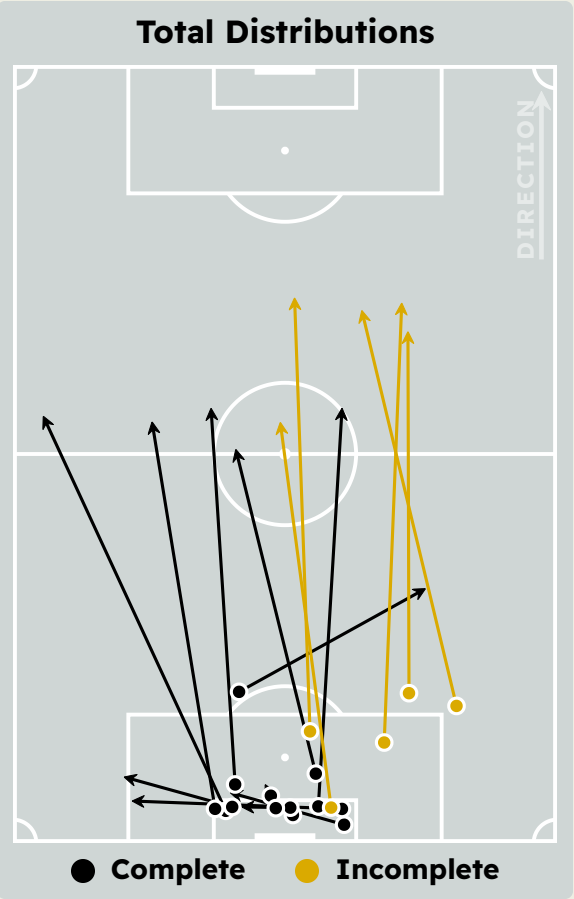
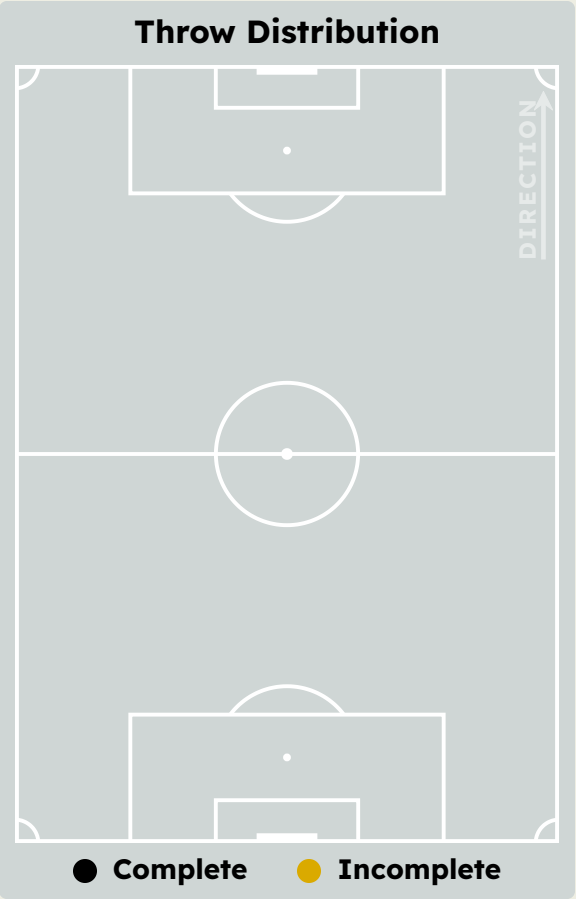
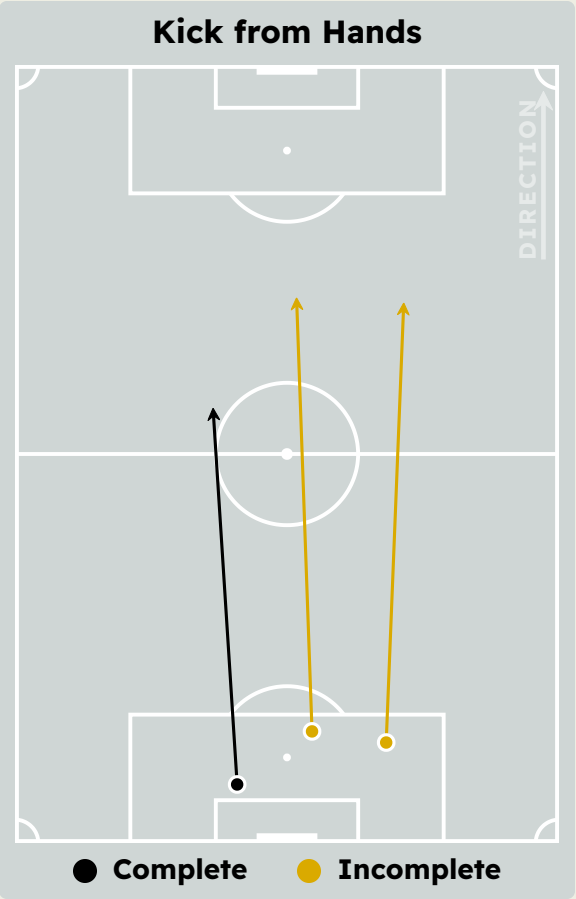
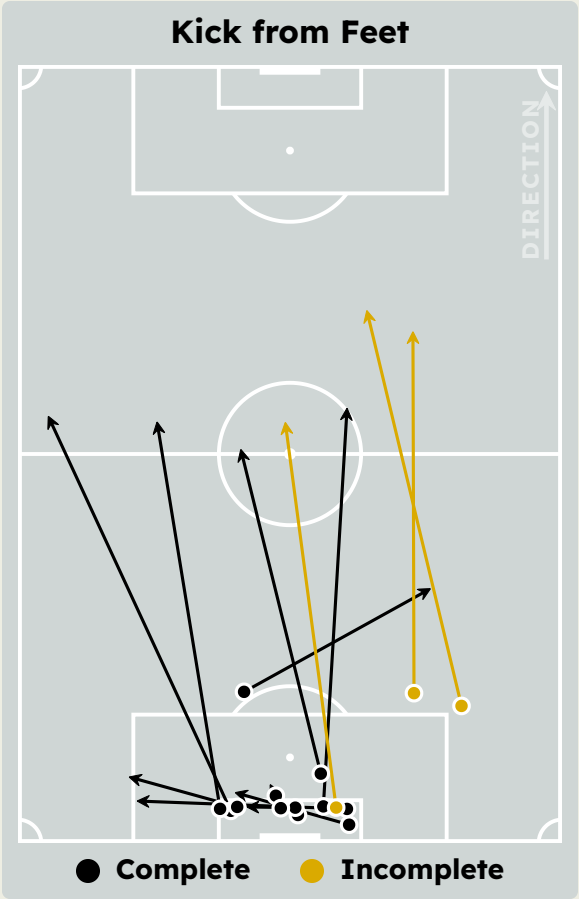
Al Hilal GK Involvement Timeline



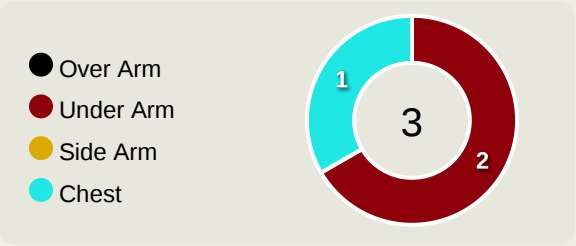
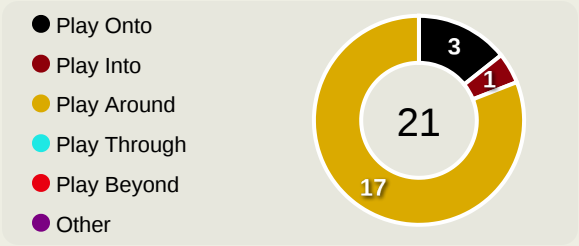
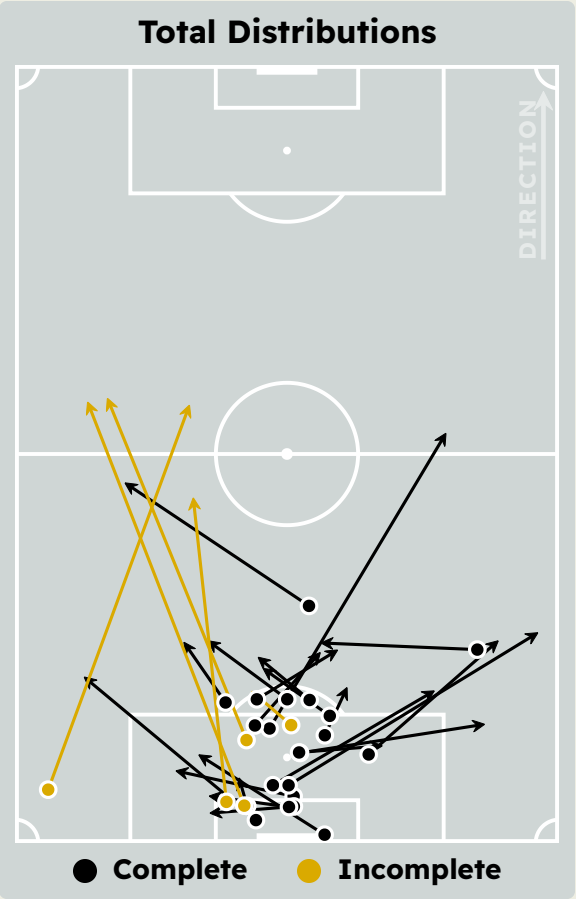
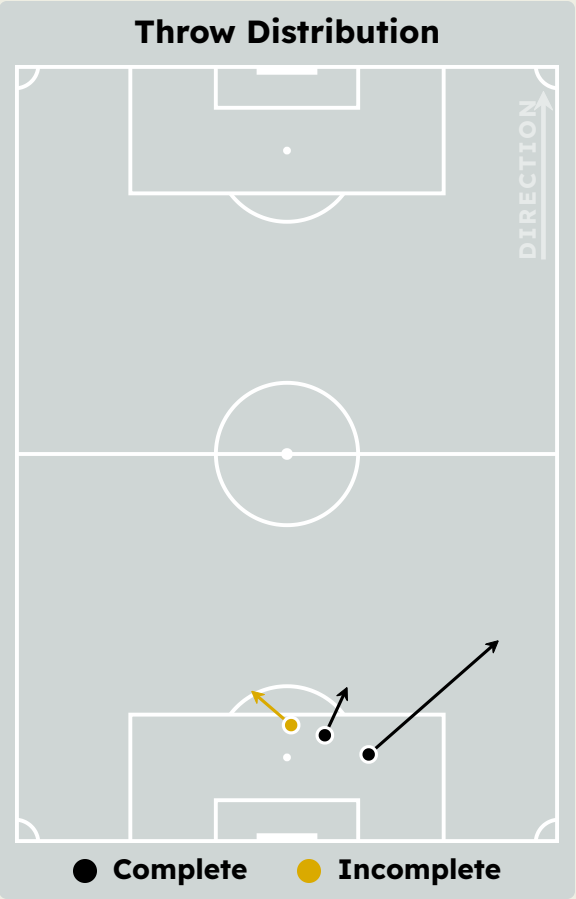
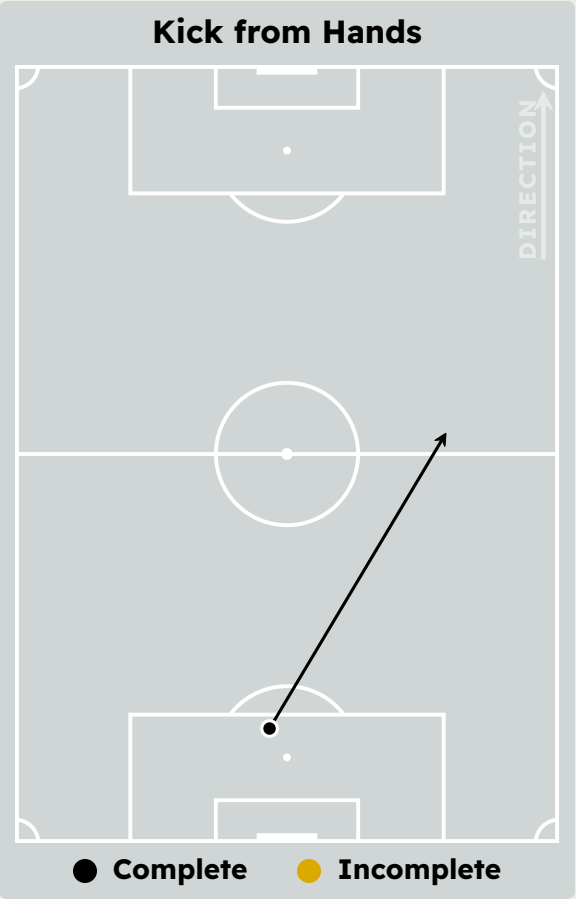

36

Total Involvements

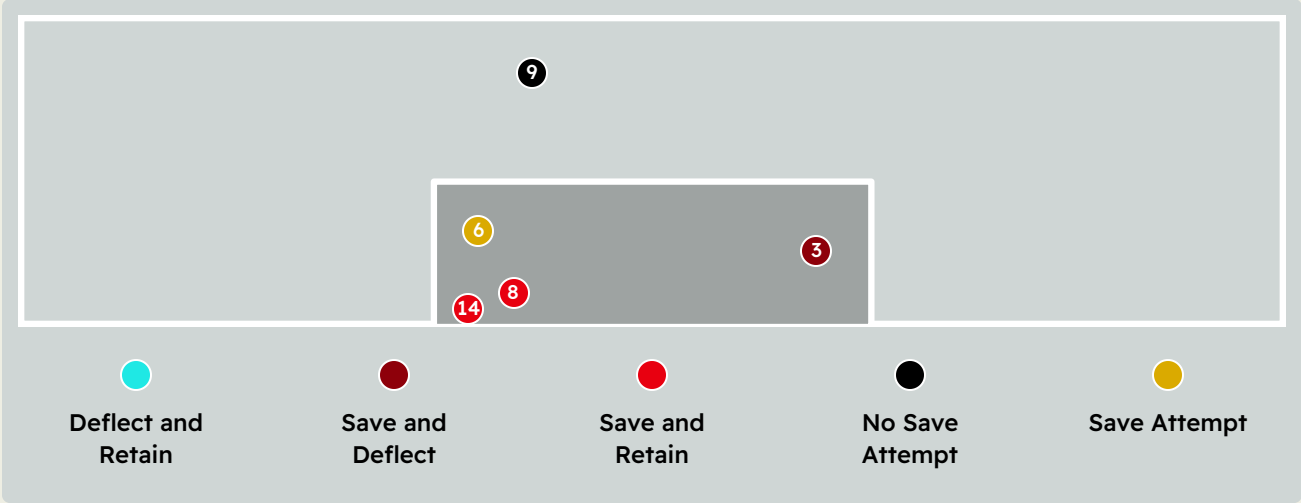
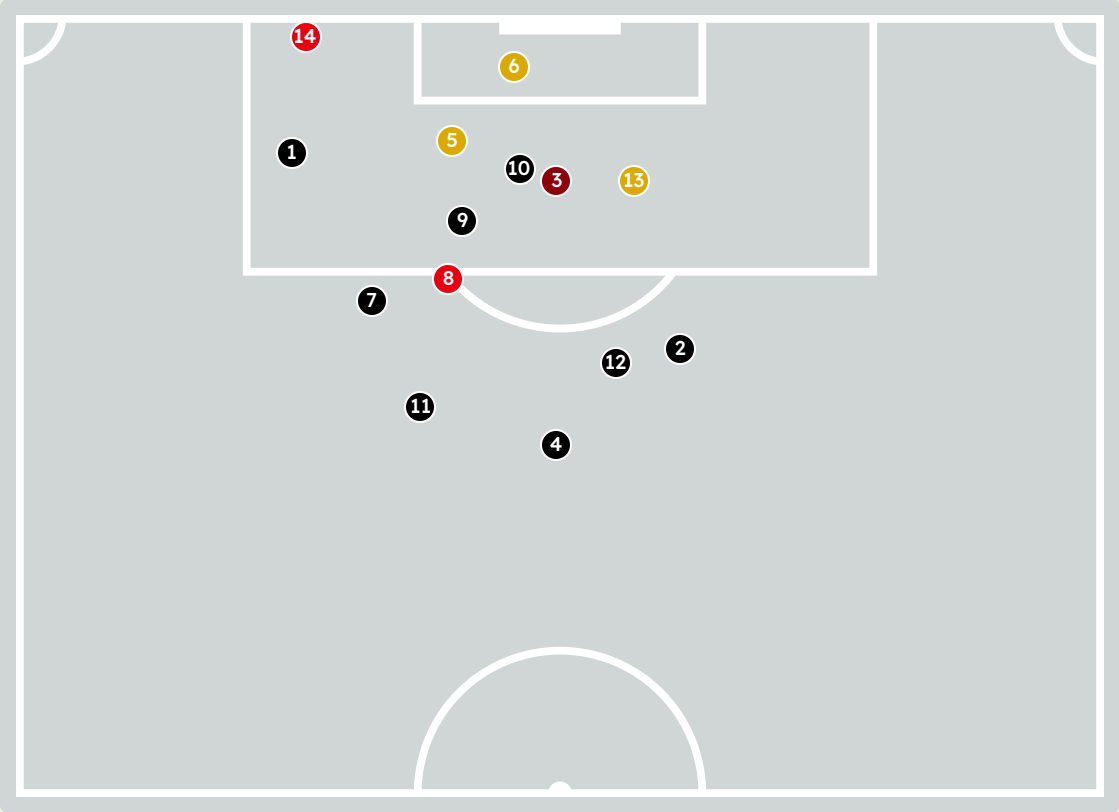
Goalkeeping Distribution



Goalkeeping Distribution



Goal Prevention

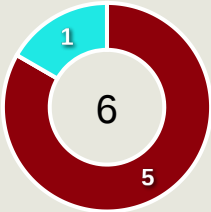


Intervention Type



- Deflect & Retain
- Save & Deflect
- Save & Retain
- No Save Attempt
- Save Attempt

Intervention Body Type



- Head
- Hands
- Upper Body
- Lower Body
- Feet

14

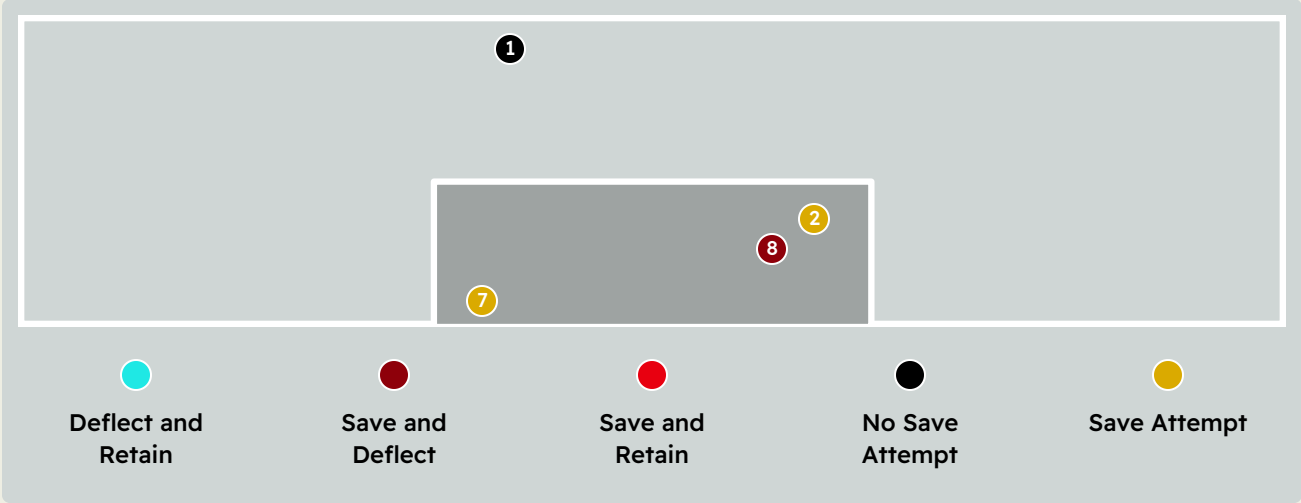
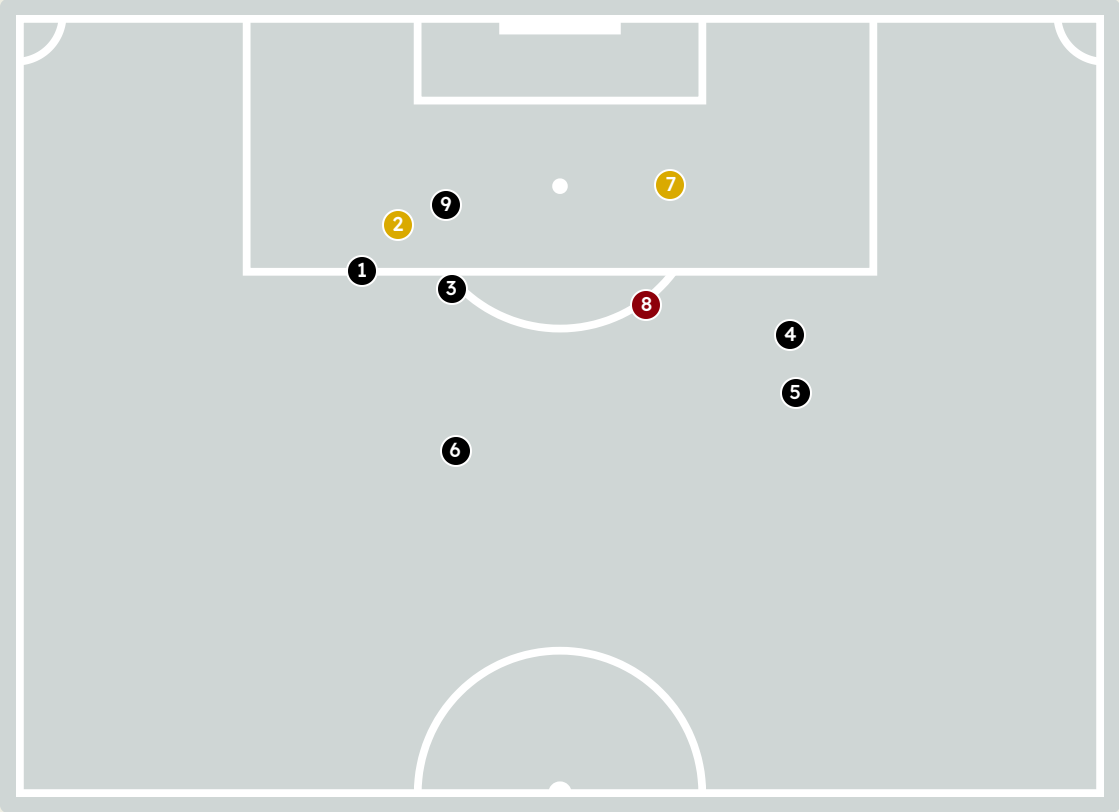
Total Attempts on Goal Faced

75

Save %

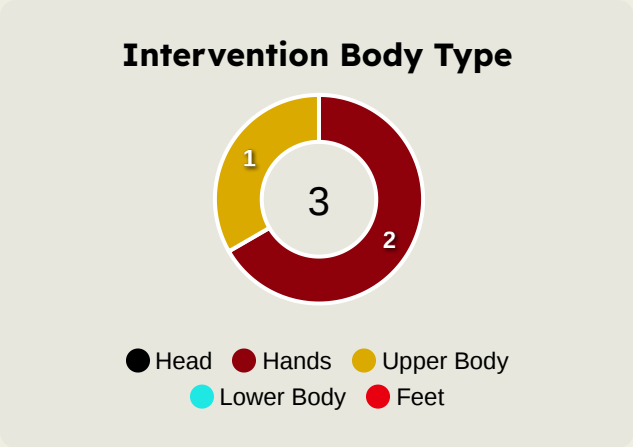
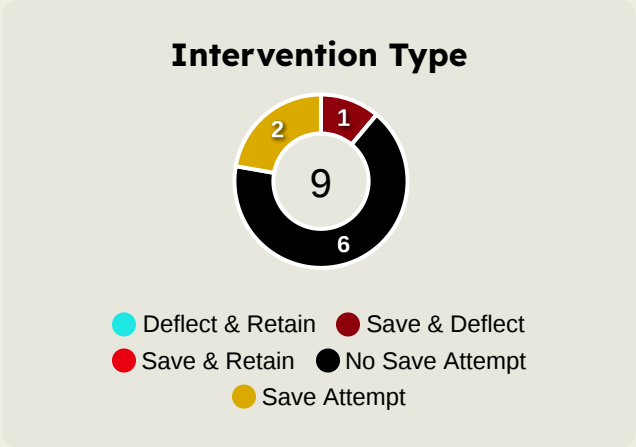
Total Attempts on Goal Faced	Total Goal Interventions	Save & Retain	Deflect & Retain	Save & Deflect	Save Attempt	No Save Attempt
14	3	2	0	1	3	8

Goal Prevention



Total Attempts on Goal Faced

Save %



Total Attempts on Goal Faced	Total Goal Interventions	Save & Retain	Deflect & Retain	Save & Deflect	Save Attempt	No Save Attempt
9	1	0	0	1	2	6

Aerial Control



2

Total Interventions

2

Complete

2

Punches

0

Incomplete

0

Complete

0

Claims

0

Incomplete

0

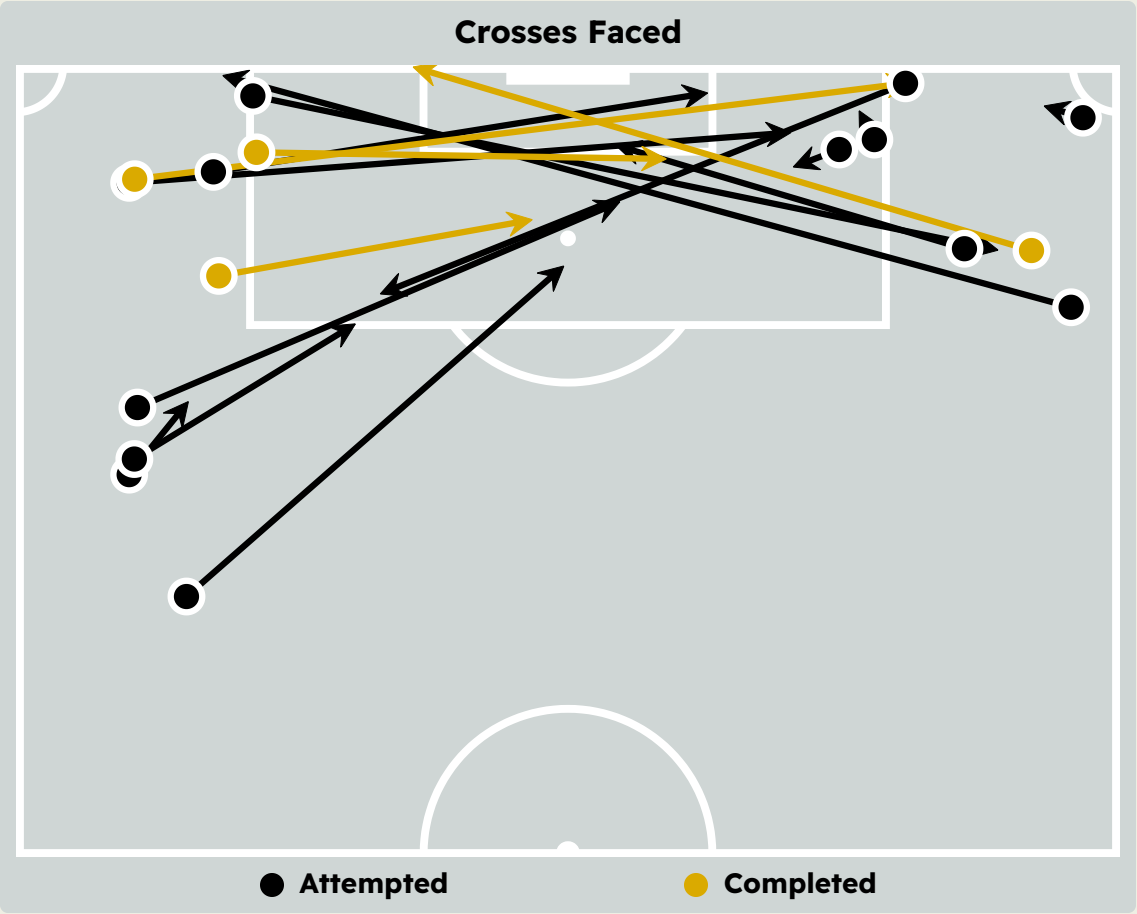
Complete

0

Tipped/Palmed

0

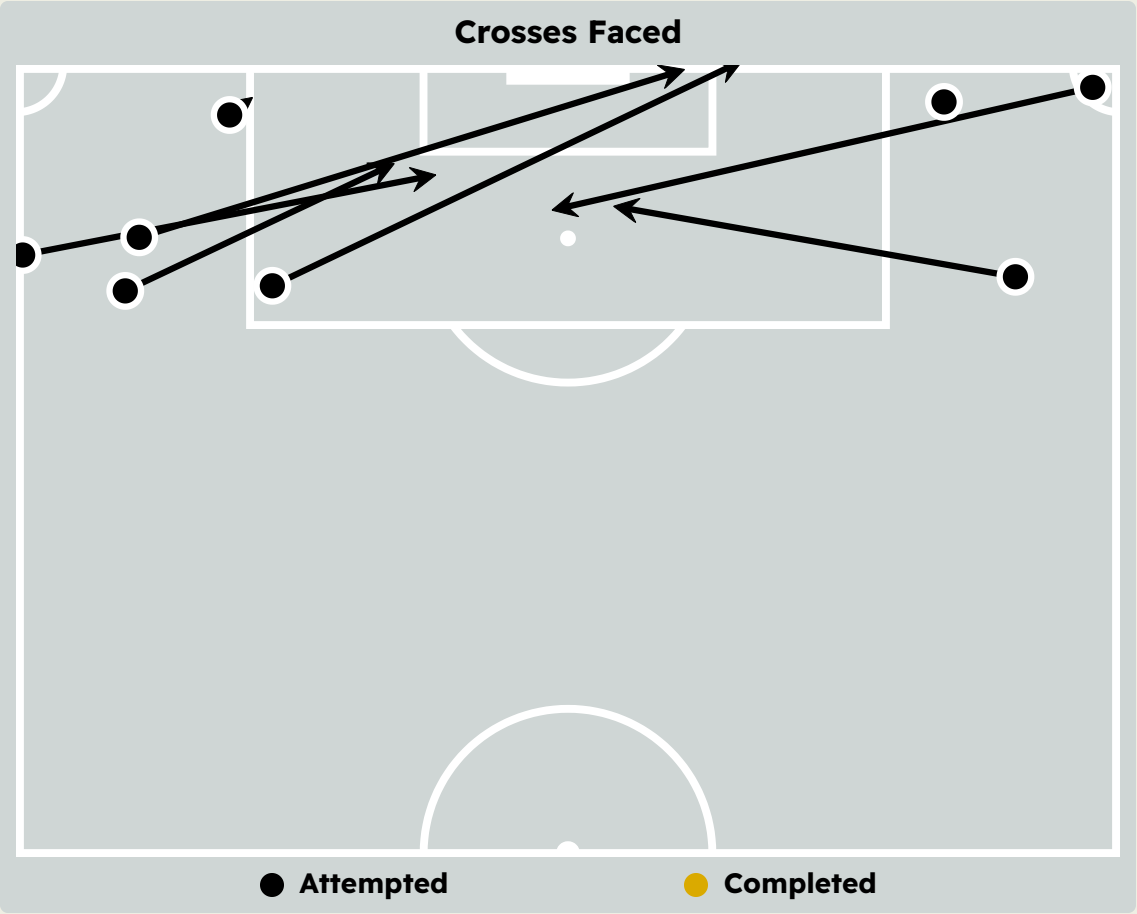
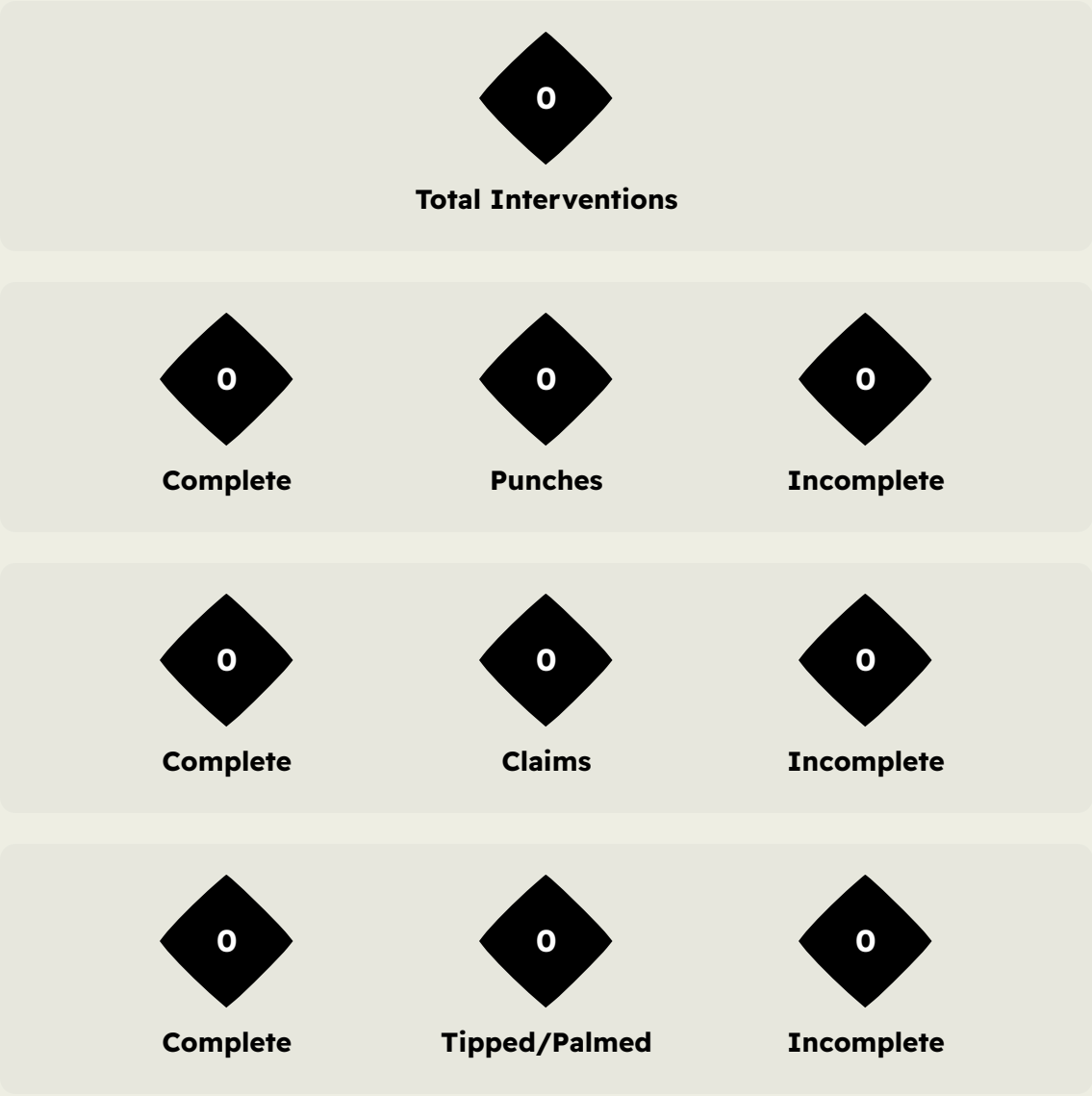
Incomplete



Delivery Types Faced

Total	In Swing	Out Swing	Driven	Lofted	Cutback	Push
30	5	21	0	2	0	2

Aerial Control



Delivery Types Faced						
Total	In Swing	Out Swing	Driven	Lofted	Cutback	Push
10	2	5	2	0	0	1

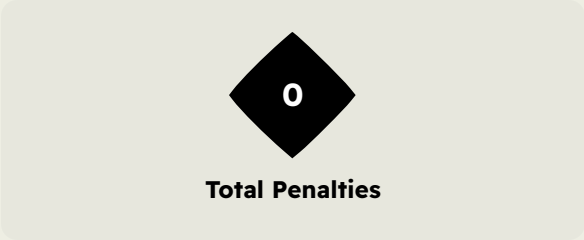


SET PLAYS



Fluminense FC v Al Hilal

Set Plays

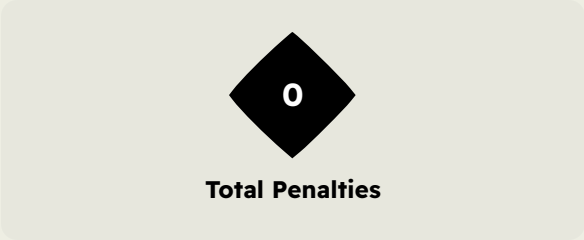


Free Kicks	
Type	Total
Direct	11
Direct (on target)	0
Direct (off target)	0
Indirect	2

Corners			
Delivery Type	From Left Side	From Right Side	Total
Direct to Area	0	1	1
Short	2	1	3
Edge of Penalty Area	0	0	0

Corners	
Delivery Style	Total
Inswing	0
Outswing	1
Driven	0
Lofted	0

Set Plays



Free Kicks	
Type	Total
Direct	13
Direct (on target)	0
Direct (off target)	0
Indirect	3

Corners			
Delivery Type	From Left Side	From Right Side	Total
Direct to Area	2	10	12
Short	0	0	0
Edge of Penalty Area	0	0	0

Corners	
Delivery Style	Total
Inswing	2
Outswing	10
Driven	0
Lofted	0



INDIVIDUAL DATA IN POSSESSION



Fluminense FC v Al Hilal

In Possession - Distributions



#	Player	Passes Attempted	Passes Completed	Pass Completion %	Switches of Play	Crosses Attempted	Crosses Completed	Line Breaks Attempted	Line Breaks Completed	Line Break Completion %	Ball Progressions	Take Ons	Step Ins	Attempts at Goal	Goals
1	FABIO	18	13	72%	0	0	0	10	5	50%	0	0	0	0	0
2	SAMUEL XAVIER	32	25	78%	0	1	0	13	8	62%	3	3	0	1	0
3	THIAGO SILVA	49	45	92%	0	0	0	5	2	40%	0	0	0	0	0
4	IGNACIO	50	44	88%	0	0	0	11	8	73%	2	0	2	0	0
5	Facundo BERNAL	27	25	93%	0	0	0	5	3	60%	0	0	0	1	0
8	MARTINELLI	23	20	87%	0	0	0	4	4	100%	0	0	0	1	1
12	Gabriel FUENTES	33	29	88%	0	1	0	8	5	62%	1	1	0	0	0
14	German CANO	9	7	78%	1	0	0	1	1	100%	2	2	0	1	0
16	NONATO	19	16	84%	0	0	0	5	3	60%	0	0	0	1	0
21	Jhon ARIAS	30	29	97%	1	5	2	14	12	86%	9	5	4	0	0
22	Juan FREYTES	48	40	83%	0	3	0	15	8	53%	1	0	1	0	0
9	EVERALDO	4	4	100%	0	0	0	1	1	100%	0	0	0	1	0
23	GUGA	0	0	0%	0	0	0	0	0	0%	0	0	0	0	0
29	THIAGO SANTOS	0	0	0%	0	0	0	0	0	0%	0	0	0	0	0
35	HERCULES	5	4	80%	0	0	0	2	1	50%	0	0	0	3	1
45	LIMA	7	4	57%	0	0	0	1	0	0%	0	0	0	0	0

In Possession - Offers & Receptions



			Offer movement types						
#	Player	Total Offers	In Front	In Between	Out to In	In to Out	In Behind	No Movement	Offers Received
1	FABIO	1	0	0	0	0	0	1	0
2	SAMUEL XAVIER	23	4	0	0	0	8	11	8
3	THIAGO SILVA	5	0	1	0	0	2	2	1
4	IGNACIO	25	5	0	0	0	1	19	19
5	Facundo BERNAL	44	25	5	1	0	0	13	21
8	MARTINELLI	28	16	4	0	1	2	5	8
12	Gabriel FUENTES	30	2	3	3	0	17	5	6
14	German CANO	7	1	3	0	1	2	0	2
16	NONATO	23	12	3	0	1	2	5	10
21	Jhon ARIAS	26	8	8	3	3	2	2	13
22	Juan FREYTES	49	15	0	0	0	1	33	28
9	EVERALDO	3	0	0	0	1	2	0	1
23	GUGA	1	1	0	0	0	0	0	0
29	THIAGO SANTOS	0	0	0	0	0	0	0	0
35	HERCULES	8	5	1	0	0	0	2	3
45	LIMA	3	0	1	0	0	2	0	1

In Possession - Distributions



#	Player	Passes Attempted	Passes Completed	Pass Completion %	Switches of Play	Crosses Attempted	Crosses Completed	Line Breaks Attempted	Line Breaks Completed	Line Break Completion %	Ball Progressions	Take Ons	Step Ins	Attempts at Goal	Goals
37	Yassine BOUNOU	26	21	81%	0	0	0	7	3	43%	0	0	0	0	0
3	Kalidou KOULIBALY	67	58	87%	1	0	0	22	16	73%	0	0	0	3	0
6	RENAN LODI	55	46	84%	1	3	0	11	6	55%	2	1	1	2	0
8	RUBEN NEVES	79	73	92%	0	19	2	30	22	73%	2	1	1	2	0
11	MARCOS LEONARDO	16	12	75%	0	0	0	3	2	67%	0	0	0	2	1
16	NASSER ALDAWSARI	20	15	75%	0	2	1	0	0	0%	0	0	0	1	0
20	JOAO CANELO	45	37	82%	1	0	0	12	4	33%	1	0	1	0	0
22	Sergej MILINKOVIC-SAVIC	33	27	82%	1	1	0	9	9	100%	5	3	2	1	0
24	MOTEB ALHARBI	21	20	95%	0	0	0	6	5	83%	0	0	0	1	0
28	MOHAMED KANNO	44	42	95%	0	0	0	5	5	100%	2	2	0	0	0
77	MALCOM	28	27	96%	0	1	0	6	6	100%	2	2	0	1	0
5	ALI ALBULAYHI	14	13	93%	0	0	0	0	0	0%	0	0	0	0	0
10	Abderrazak HAMDALLAH	4	3	75%	0	0	0	1	1	100%	1	1	0	0	0
18	MUSAB ALJUWAYR	2	1	50%	1	3	2	4	2	50%	0	0	0	1	0
27	KAIO CESAR	4	4	100%	0	1	0	0	0	0%	0	0	0	0	0
88	HAMAD ALYAMI	3	3	100%	0	0	0	0	0	0%	0	0	0	0	0

In Possession - Offers & Receptions



			Offer movement types						
#	Player	Total Offers	In Front	In Between	Out to In	In to Out	In Behind	No Movement	Offers Received
37	Yassine BOUNOU	3	0	0	0	0	0	3	2
3	Kalidou KOULIBALY	4	1	0	0	0	0	3	4
6	RENAN LODI	9	1	0	0	0	6	2	8
8	RUBEN NEVES	11	4	1	0	0	0	6	3
11	MARCOS LEONARDO	46	2	23	0	0	20	1	10
16	NASSER ALDAWSARI	35	6	15	0	5	7	2	6
20	JOAO CANCELO	34	10	3	2	0	6	13	15
22	Sergej MILINKOVIC-SAVIC	45	8	18	1	0	14	4	13
24	MOTEB ALHARBI	13	1	1	3	0	4	4	1
28	MOHAMED KANNO	19	6	4	1	0	1	7	4
77	MALCOM	55	6	14	4	1	15	15	18
5	ALI ALBULAYHI	1	0	0	0	0	1	0	0
10	Abderrazak HAMDALLAH	7	0	2	0	1	3	1	1
18	MUSAB ALJUWAYR	5	2	0	0	0	1	2	4
27	KAIO CESAR	10	4	0	1	1	1	3	1
88	HAMAD ALYAMI	0	0	0	0	0	0	0	0



INDIVIDUAL DATA OUT OF POSSESSION



Fluminense FC v Al Hilal

Out of Possession



#	Player	Tackles Made / Won	Blocks	Interceptions	Pressing Direct	Pressing Indirect	Duels Won - Aerial	Duels Won - Physical	Possession Contests won	Clearances	Loose Ball Receptions	Pushing On	Pushing On into Pressing	Possession Regains	Possession Interrupted
1	FABIO	0 / 0	0	0	0	0	0	0	0	0	1	0	0	5	0
2	SAMUEL XAVIER	1 / 0	1	1	0	8	0	0	0	4	5	14	5	1	2
3	THIAGO SILVA	1 / 0	3	0	2	0	1	0	1	3	3	5	2	1	3
4	IGNACIO	4 / 0	5	1	6	8	3	0	3	8	1	12	5	6	10
5	Facundo BERNAL	5 / 0	3	0	5	20	0	0	0	3	1	24	5	3	3
8	MARTINELLI	2 / 1	1	0	3	9	0	0	0	1	5	12	3	3	1
12	Gabriel FUENTES	2 / 1	2	1	6	16	0	0	0	2	5	26	14	4	2
14	German CANO	1 / 0	1	0	3	9	0	0	0	0	3	8	4	1	0
16	NONATO	4 / 0	1	0	5	40	1	0	1	2	5	24	16	1	5
21	Jhon ARIAS	2 / 0	5	0	1	16	1	0	1	0	7	9	6	1	3
22	Juan FREYTES	2 / 0	1	0	1	9	1	0	1	9	6	13	3	1	6
9	EVERALDO	0 / 0	1	0	3	2	2	0	2	1	0	1	1	1	1
23	GUGA	0 / 0	0	0	0	2	1	0	1	3	0	5	1	0	2
29	THIAGO SANTOS	1 / 0	0	0	1	1	0	0	0	1	1	0	0	0	0
35	HERCULES	4 / 2	2	0	5	19	0	0	0	1	1	16	13	3	2
45	LIMA	0 / 0	0	0	2	13	0	0	1	1	1	4	3	0	1

Out of Possession



#	Player	Tackles Made / Won	Blocks	Interceptions	Pressing Direct	Pressing Indirect	Duels Won - Aerial	Duels Won - Physical	Possession Contests won	Clearances	Loose Ball Receptions	Pushing On	Pushing On into Pressing	Possession Regains	Possession Interrupted
37	Yassine BOUNOU	0 / 0	0	0	0	0	0	0	0	0	3	0	0	4	0
3	Kalidou KOULIBALY	4 / 3	2	1	1	6	2	0	2	6	5	3	2	9	2
6	RENAN LODI	1 / 0	4	0	1	1	1	0	1	1	10	1	0	3	2
8	RUBEN NEVES	3 / 0	2	2	4	2	0	0	1	2	6	0	0	3	5
11	MARCOS LEONARDO	0 / 0	0	0	1	22	0	0	0	0	5	23	17	0	0
16	NASSER ALDAWSARI	3 / 1	5	0	10	26	0	0	0	0	5	27	22	3	2
20	JOAO CANELO	5 / 0	0	3	5	17	1	0	1	1	5	11	3	4	1
22	Sergej MILINKOVIC-SAVIC	1 / 0	2	0	1	13	1	0	1	0	3	13	7	3	0
24	MOTEB ALHARBI	3 / 0	2	2	4	8	0	0	1	2	3	12	7	5	2
28	MOHAMED KANNO	4 / 1	3	0	4	7	1	0	1	0	7	23	3	3	2
77	MALCOM	1 / 0	2	0	2	21	0	0	0	0	6	8	7	1	0
5	ALI ALBULAYHI	0 / 0	0	0	0	0	0	0	0	0	0	0	0	0	0
10	Abderrazak HAMDALLAH	0 / 0	0	0	1	2	0	0	0	0	0	2	0	0	0
18	MUSAB ALJUWAYR	0 / 0	0	0	0	0	1	0	1	0	1	0	0	1	0
27	KAIO CESAR	0 / 0	0	0	0	4	0	0	0	0	1	2	1	0	0
88	HAMAD ALYAMI	0 / 0	0	0	0	2	0	0	0	1	2	0	0	1	1



INDIVIDUAL DATA PHYSICAL



Fluminense FC v Al Hilal

Physical Data



#	Player	Total Distance (m)	Zone 1: 0-7 km/h (m)	Zone 2: 7-15 km/h (m)	Zone 3: 15-20 km/h (m)	Zone 4: 20-25 km/h (m)	Zone 5: 25+ km/h (m)	High Speed Runs (Zone 3)	Sprints (Zone 4 & 5)	Top Speed (km/h)
1	FABIO	3912.8	3504.6	388.4	19.7	0	0	3.0	0	18.0
2	SAMUEL XAVIER	7809.0	3535.2	2945.8	822.8	328.5	176.7	79.0	27.0	32.1
3	THIAGO SILVA	6737.8	4368.3	1888.8	328.3	112.8	39.5	30.0	11.0	32.2
4	IGNACIO	8803.8	4913.0	2744.6	756.3	278.2	111.7	68.0	23.0	31.4
5	Facundo BERNAL	9904.0	4187.9	4462.5	1012.8	228.3	12.5	85.0	16.0	26.5
8	MARTINELLI	5534.5	1921.3	2656.1	751.7	166.1	39.3	67.0	12.0	28.4
12	Gabriel FUENTES	9996.0	4622.2	3618.4	1096.5	411.8	247.2	94.0	36.0	32.4
14	German CANO	6990.1	3485.8	2013.2	1123.0	319.8	48.3	88.0	26.0	29.1
16	NONATO	7911.1	3074.2	3532.5	892.4	323.7	88.3	85.0	24.0	28.3
21	Jhon ARIAS	9163.6	5000.0	3096.1	740.4	261.6	65.5	67.0	25.0	28.9
22	Juan FREYTES	8918.0	4257.4	3371.7	829.5	368.0	91.5	77.0	28.0	30.8
9	EVERALDO	2955.6	1396.2	922.5	404.2	158.6	74.1	34.0	13.0	30.7
23	GUGA	1506.9	706.6	524.4	164.5	64.9	46.5	15.0	6.0	31.2
29	THIAGO SANTOS	946.3	430.8	400.4	103.0	12.2	0	8.0	0	22.2
35	HERCULES	5151.6	2273.6	2045.4	493.4	255.6	83.6	52.0	17.0	30.1
45	LIMA	3025.7	1216.2	1258.2	434.8	100.9	15.7	37.0	8.0	27.2

Physical Data



#	Player	Total Distance (m)	Zone 1: 0-7 km/h (m)	Zone 2: 7-15 km/h (m)	Zone 3: 15-20 km/h (m)	Zone 4: 20-25 km/h (m)	Zone 5: 25+ km/h (m)	High Speed Runs (Zone 3)	Sprints (Zone 4 & 5)	Top Speed (km/h)
37	Yassine BOUNOU	4725.4	3850.2	788.1	56.1	21.4	9.6	8.0	2.0	26.0
3	Kalidou KOULIBALY	8335.9	4487.8	2689.8	855.7	243.6	59.0	78.0	21.0	31.5
6	RENAN LODI	9735.3	4690.7	3328.7	1117.5	484.7	113.7	89.0	35.0	30.9
8	RUBEN NEVES	9921.3	4507.3	4223.0	902.9	192.5	95.5	76.0	16.0	31.8
11	MARCOS LEONARDO	8818.9	4436.6	3230.2	680.0	322.1	150.1	62.0	31.0	31.1
16	NASSER ALDAWSARI	8933.8	3521.0	3478.9	1294.1	465.8	174.0	118.0	44.0	30.7
20	JOAO CANCELO	9236.7	4757.1	3138.1	771.6	396.6	173.4	65.0	34.0	31.3
22	Sergej MILINKOVIC-SAVIC	11159.8	4339.8	4931.5	1453.8	367.4	67.3	121.0	31.0	29.5
24	MOTEB ALHARBI	8629.1	3850.6	3071.9	1071.7	423.9	211.0	99.0	39.0	32.8
28	MOHAMED KANNO	8037.9	3513.2	3051.4	1067.7	299.1	106.5	103.0	29.0	31.7
77	MALCOM	8530.0	4108.9	3295.7	644.2	354.9	126.4	60.0	32.0	33.7
5	ALI ALBULAYHI	1666.8	725.0	652.6	225.4	54.0	9.8	22.0	6.0	25.9
10	Abderrazak HAMDALLAH	2137.4	931.9	810.7	324.0	68.9	1.8	27.0	5.0	25.1
18	MUSAB ALJUWAYR	697.7	231.4	258.4	129.0	68.4	10.4	10.0	6.0	26.3
27	KAIO CESAR	1806.2	690.8	696.4	303.5	99.0	16.5	25.0	8.0	26.1
88	HAMAD ALYAMI	568.1	250.0	190.3	74.4	42.7	10.7	6.0	5.0	27.6



CLUB WORLD CUP

FIFA

CLUB WORLD CUP

FIFA

CLUB WORLD CUP

FIFA

CLUB WORLD CUP

FIFA

CLUB WORLD CUP

FIFA

CLUB WORLD CUP

FIFA

CLUB WORLD CUP

FIFA

CLUB WORLD CUP

FIFA

CLUB WORLD CUP

FIFA

CLUB WORLD CUP

FIFA

CLUB WORLD CUP